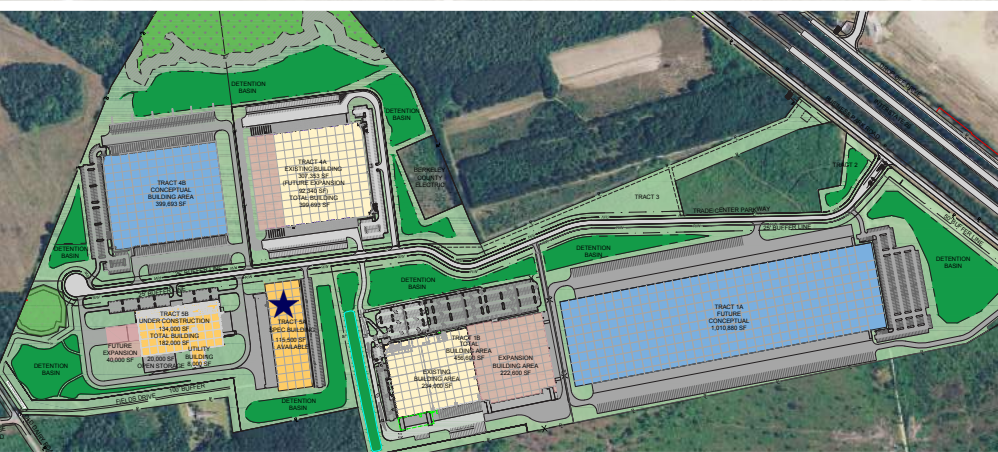
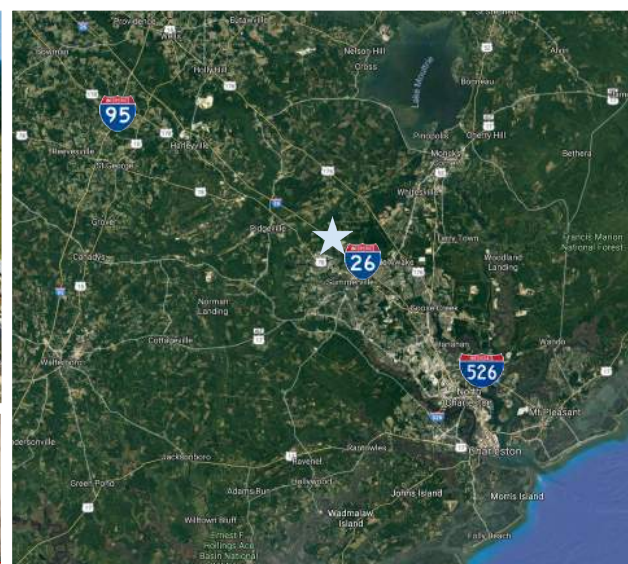


INDUSTRIAL SPEC FOR LEASE: 115,500 S.F. CHARLESTON TRADE CENTER



Divisible to 21,000 s.f. | Less than 1 mile from I-26 | 553 Trade Center Parkway, Summerville, SC



www.CharlestonTradeCenter.com

CONTACT

Lee Allen
+1 843 566 2064
lee.allen@am.jll.com

Kevin Coats
+1 843 805 5112
kevin.coats@am.jll.com



Alan Lewis
+1 704 319 8140
alan@thekeithcorp.com



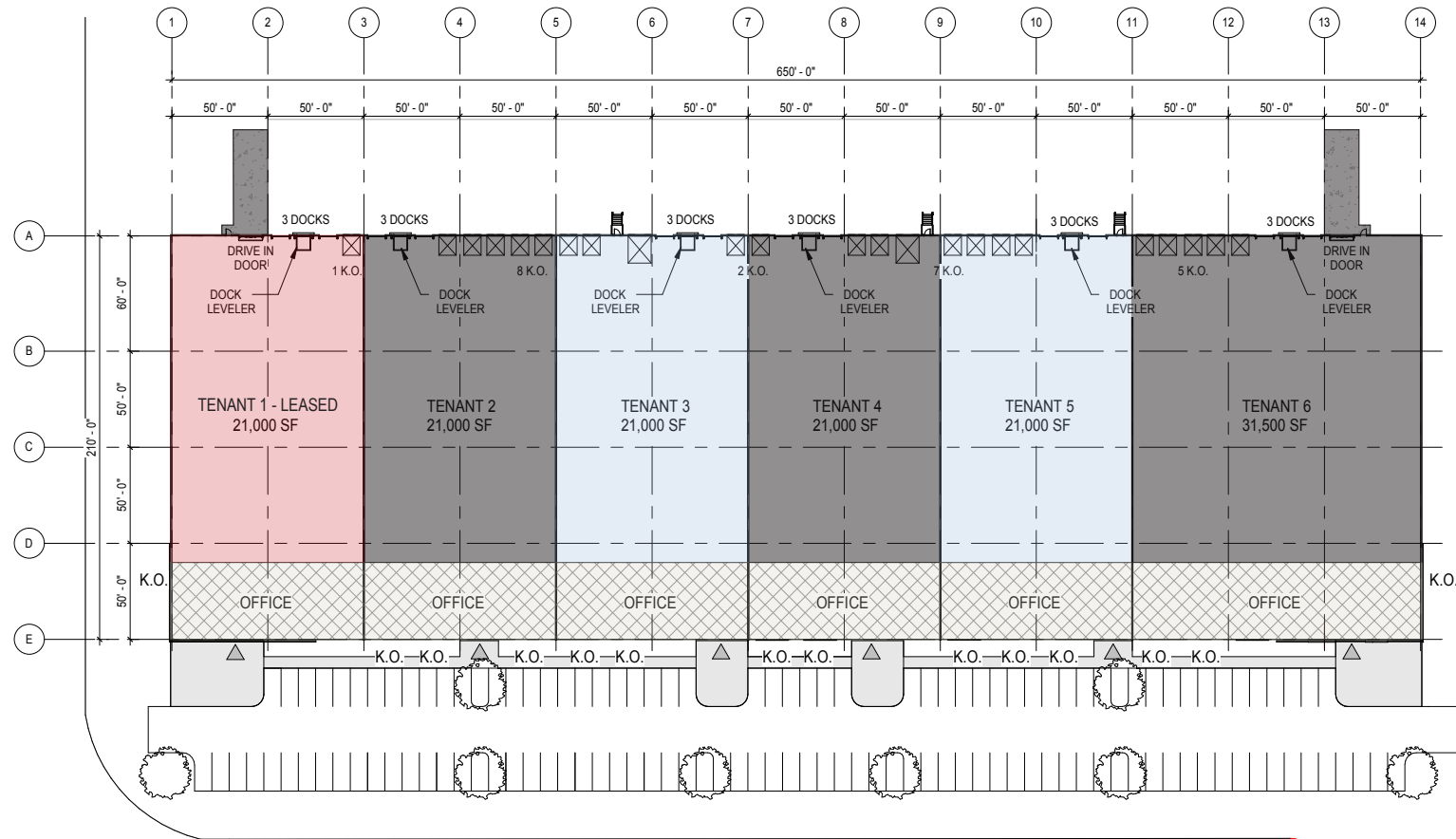
THE KEITH CORPORATION

CHARLESTON TRADE CENTER



SPEC. BUILDING

FLOOR PLAN - 139,500 SF TOTAL




SPECS.

Total s.f. available	21,000 - 115,500	Dock doors	18 total
Loading	Rear load	Drive-in doors	2 total
Clear height	32'	Parking - auto	120 spaces
Column spacing	50' x 50'	Sprinkler	ESFR
Speed Bays	50' x 60'	Lighting	LED

INTERSTATE ACCESS

Distance from I-26	0.57 miles
Distance from I-526	15.29 miles
Distance from I-95	26.52 miles



THANK YOU



CONTACT

Lee Allen
+1 843 566 2064
lee.allen@am.jll.com

Kevin Coats
+1 843 805 5112
kevin.coats@am.jll.com



Alan Lewis
+1 704 319 8140
alan@thekeithcorp.com



www.CharlestonTradeCenter.com