


BRYN MAWR VILLAGE

±35,000 SF of Trophy Class Specialty Retail Available

THE HEART OF THE MAIN LINE
915-925 West Lancaster Avenue
BRYN MAWR, PA



LEASING CONTACT

STEVE NIGGEMAN

office 610.825.5222
direct 610.260.2667
sniggeman@metrocommercial.com



METRO
COMMERCIAL
REAL ESTATE, INC.

April 2017



property highlights.

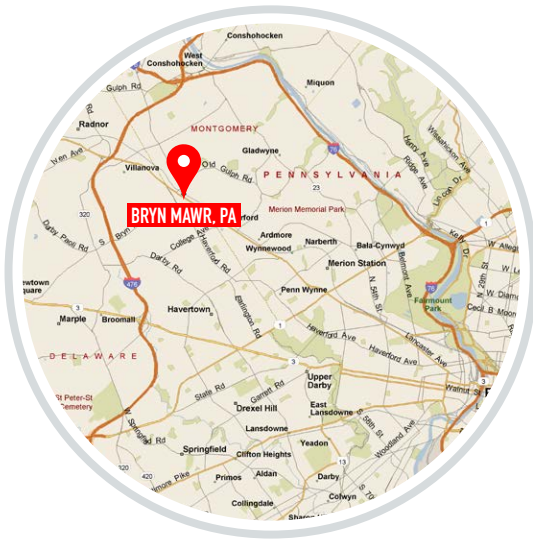
- Join/Open: ATHLETA bluemercury
 La COLOMBE KIRNA ZABÊTE ZAVINO
 TURNING POINT breakfast, brunch & lunch [solidcore] WATER WEAR BRYN + DANE'S HEALTHY FAST FOOD
 CHASE egg by susan lazar boujee
- Adjacent retailers:
 LATRICE LOUELLA skirt
- Now delivering spaces to tenants!
- Located in the heart of the “Main Line” in close proximity to Bryn Mawr Hospital, Villanova University, and Suburban Square
- 13,600 students within 2 miles
- ±35,000 SF of trophy class specialty retail with ±165 designated parking spaces onsite
- ±18,000 SF of second floor retail/office
- Several opportunities for outdoor seating
- Developer: **BLANKASCHKENASYPROPERTIES**

| 3 Mile Radius Demographics ©2015, ESRI | Bryn Mawr, PA | Ardmore, PA | Wayne, PA | Paoli, PA |
|-------------------------------------------|---------------|-------------|-----------|-----------|
| Population | 72,992 | 120,776 | 53,847 | 35,738 |
| Average Household Income | \$138,641 | \$119,901 | \$151,776 | \$144,238 |
| Households with Income \$75,000+ | 2,739 | 5,400 | 1,987 | 1,812 |
| Households with Income \$100,000+ | 5,019 | 8,668 | 3,487 | 3,206 |
| Households with Income \$150,000+ | 2,896 | 4,681 | 2,092 | 1,889 |
| Households | 26,783 | 46,513 | 18,644 | 14,580 |
| Education: Bachelor's Degree+ | 31,092 | 47,507 | 23,064 | 17,277 |
| Total Business Establishments | 8,915 | 13,360 | 13,360 | 5,673 |

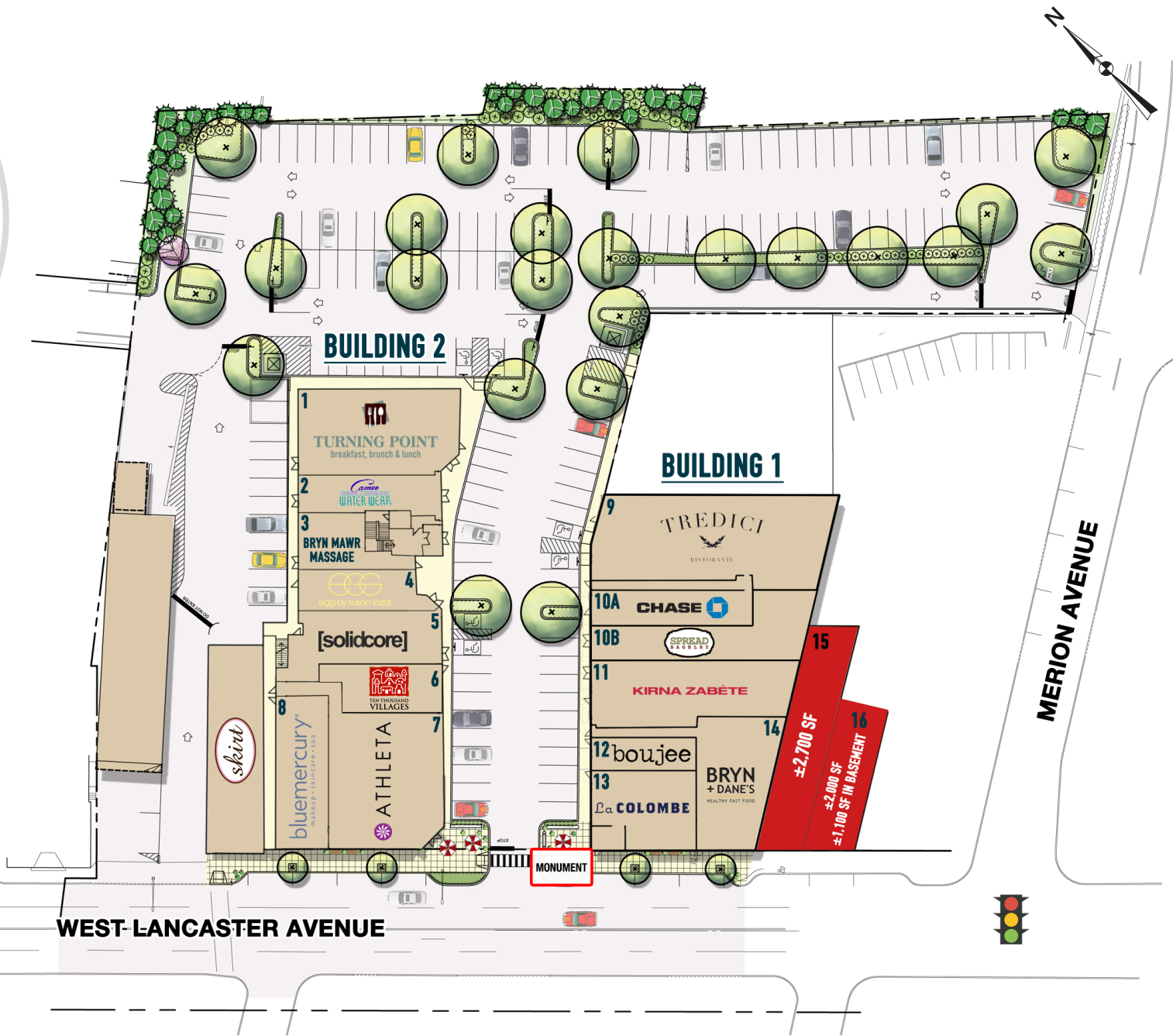
The information and images contained herein are from sources deemed reliable. However, Metro Commercial Real Estate, Inc. makes no representation whatsoever as to their accuracy or authenticity. Images shown may be modified for illustrative purposes. Images may be out-of-date and not current. 3.19.19

BRYN MAWR VILLAGE
BRYN MAWR, PA





| | |
|----------------------------|----------|
| 1. TURNING POINT | 3,350 SF |
| 2. CAMEO WATER WEAR | 1,308 SF |
| 3. BRYN MAWR MASSAGE | 1,110 SF |
| 4. EGG BY SUSAN LAZAR | 990 SF |
| 5. SOLIDCORE | 2,075 SF |
| 6. TEN THOUSAND VILLAGES | 1,536 SF |
| 7. ATHLETA | 3,979 SF |
| 8. BLUE MERCURY | 1,937 SF |
| 9. ZAVINO/TREDICI | 5,047 SF |
| 10A. CHASE BANK | 1,286 SF |
| 10B. SPREAD BAGELRY | 2,450 SF |
| 11. KIRNA ZABETE | 3,065 SF |
| 12. BOUJEE | 842 SF |
| 13. LA COLOMBE | 2,042 SF |
| 14. BRYN & DANE'S | 2,682 SF |
| 15. AVAILABLE | 2,700 SF |
| 16. AVAILABLE | 2,000 SF |
| BASEMENT - 1,100 SF | |



BRYN MAWR VILLAGE

BRYN MAWR, PA



The information and images contained herein are from sources deemed reliable. However, Metro Commercial Real Estate, Inc. makes no representation whatsoever as to their accuracy or authenticity. Images shown may be modified for illustrative purposes. Images may be out-of-date and not current. 3.19.19

BRYN MAWR VILLAGE BRYN MAWR, PA

