



*Distribution Center*



# ±104,899 SF INDUSTRIAL BUILDING FOR LEASE

507-531 E EUCLID AVE & 546 E CARLIN AVE | COMPTON, CALIFORNIA 90222





*Distribution Center*

8

1

2

3

4

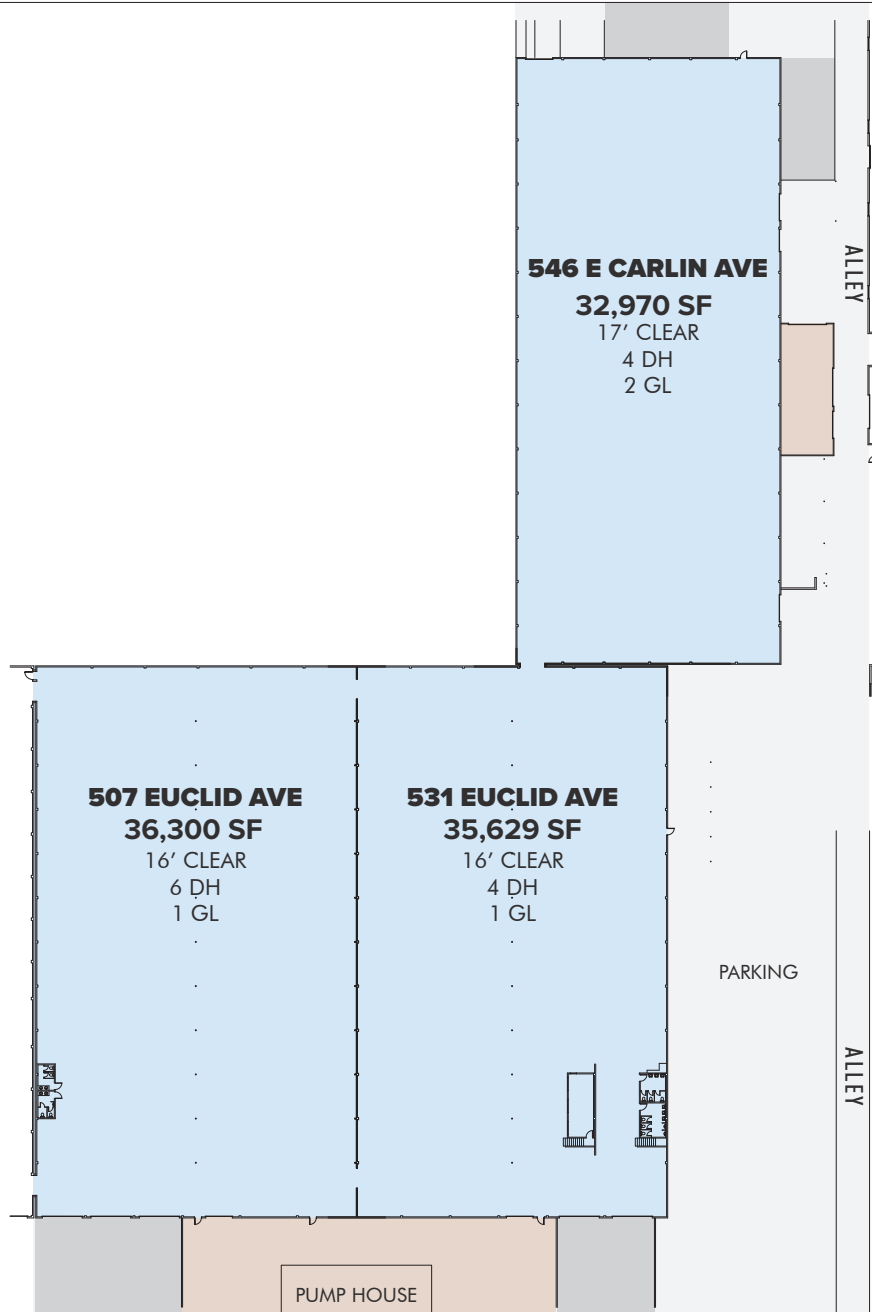
5

6

## HIGHLIGHTS

- ▶ 14 Dock High Loading Positions
- ▶ Cross Dock Loading
- ▶ 2 Ground Level Loading Positions
- ▶ Bonus 6,000 SF of Covered Storage/Loading

E CARLIN AVE



E EUCLID AVE

**NOTE:** Drawing not to scale. All measurements and sizes are approximate.





PROPERTY AERIAL



E CARLIN AVE

E EUCLID AVE

PEACH ST

N SANTA FE AVE



6169 | 27

SCALE 1" = 80'

1992

5-15-60  
660715  
670628201  
701028521  
REVISU  
4-4-54  
9-14-64  
780412005  
920221



CODE  
11252

FOR PREV. ASSM'T. SEE: 172 - 211



60 EUCLID

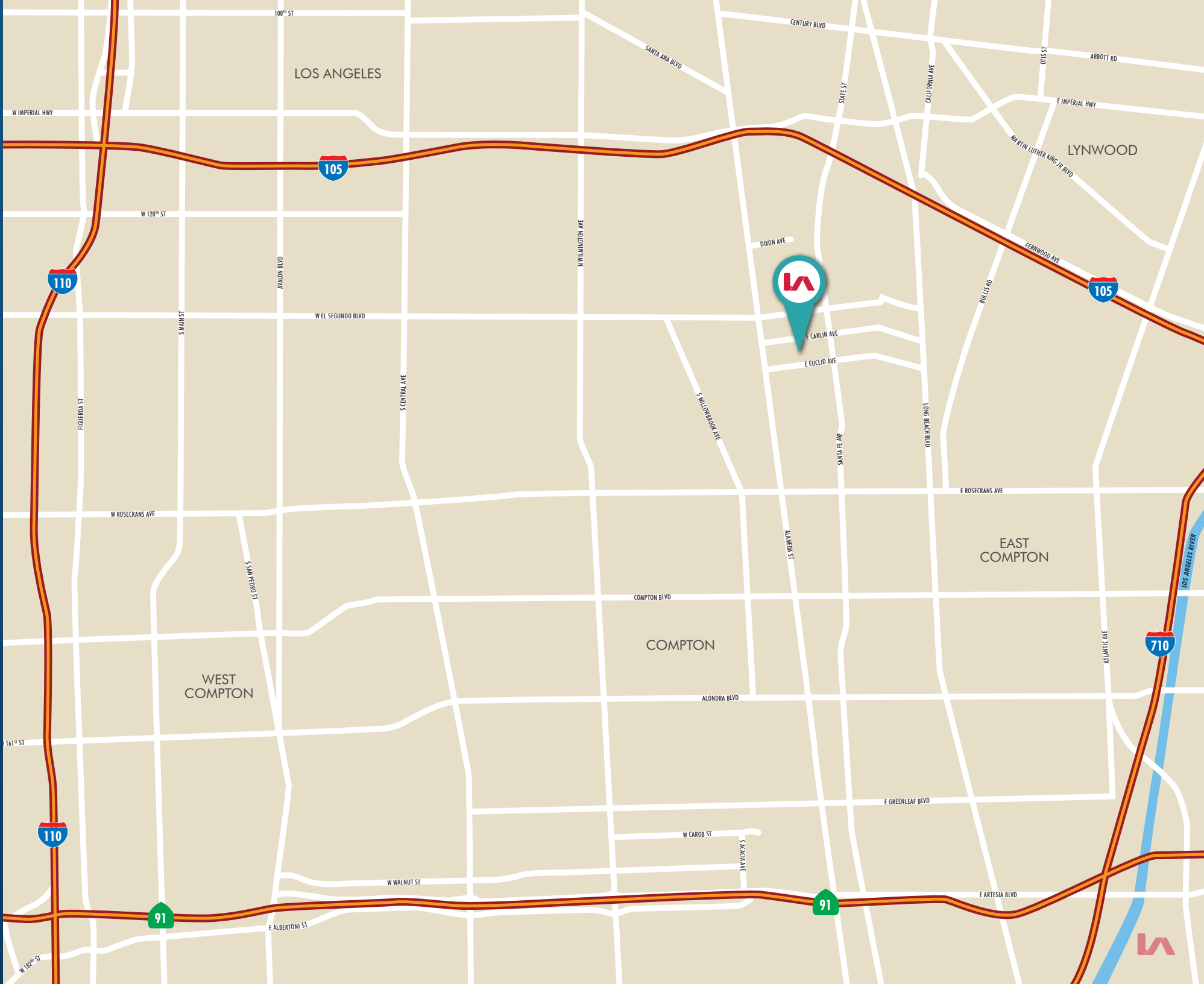
BELLE-VERNON ACRES

M.B. 9-196

ASSESSOR'S MAP  
COUNTY OF LOS ANGELES, CALIF.



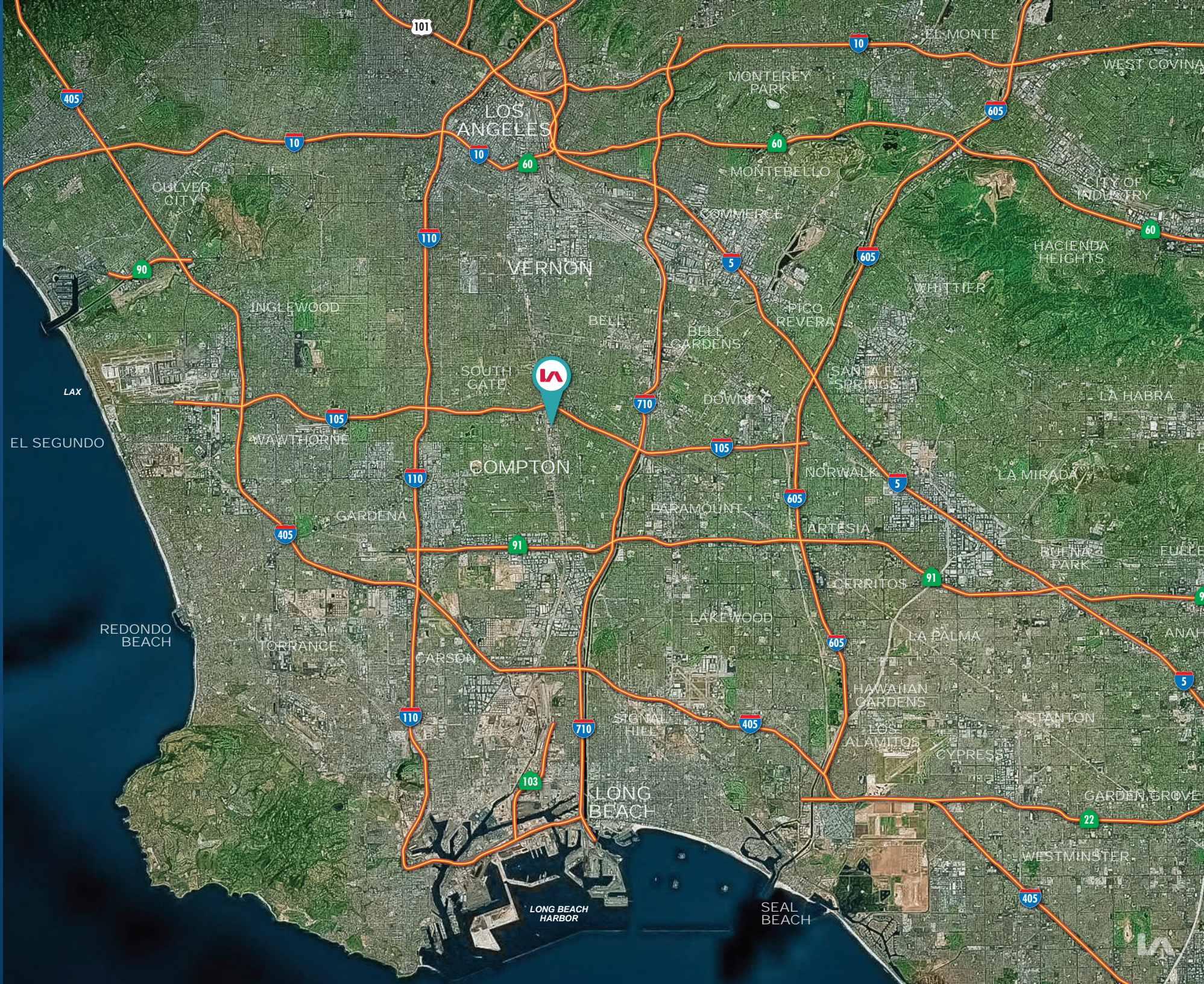
LOCATOR MAP







REGIONAL AERIAL



LOS ANGELES

VERNON

COMPTON

LONG BEACH

LAX

EL SEGUNDO

REDONDO BEACH

LONG BEACH HARBOR

SEAL BEACH







## REMY MOSES

Principal  
LIC NO 01938772

rmoses@leelalb.com  
310.965.1752

## DAVID BALES

Principal  
LIC NO 01388502

dbales@leelalb.com  
310.965.1740

## DOUG CLINE

Senior Vice President, Principal  
LIC NO 01142005

dcline@lee-associates.com  
323.767.2116 | TEAM-CLINE.COM

## EVAN JURGENSEN

Associate  
LIC NO 01967347

ejurgensen@lee-associates.com  
323.767.2032 | TEAM-CLINE.COM

## JACK R. CLINE, JR.

Senior Vice President, Principal  
LIC NO 00854279

jcline@lee-associates.com  
323.767.2025 | TEAM-CLINE.COM

### LEE & ASSOCIATES® - LONG BEACH, INC. CORP ID 01069854

1411 W 190th Street, Suite 450  
Gardena, California 90248

P: 310.768.8800

### LEE & ASSOCIATES® - COMMERCE, INC. CORP ID 01125429

500 Citadel Drive, Suite 140  
City of Commerce, California 90040

P: 323.720.8484 | F: 323.720.8474