

420 H STREET NE WASHINGTON, DC 20002

**420 H STREET NE
WASHINGTON, DC 20002**

H STREET

3,848 TOTAL RETAIL SF

FULL BUILDING FOR LEASE ON H STREET CORRIDOR



NEIGHBORING RETAILERS



DEMOGRAPHIC SNAPSHOT



POPULATION
1/4 mi — 4,523
1/2 mi — 13,669



EMPLOYEES
1/4 mi — 4,755
1/2 mi — 22,071



AVERAGE HHI
1/4 mi — \$142,378
1/2 mi — \$136,500



EDUCATION
(Bachelor's Degree+)
1/4 mi — 83.8%
1/2 mi — 81.6%



MEDIAN AGE
1/4 mi — 36.7
1/2 mi — 37.11



RIDERSHIP
(Noma-Galludet U)
8,327 AWPB

DELIVERY: Immediate

SPACE AVAILABLE

3,848 SF

DETAILS

- High visibility, signalized corner retail opportunity.
- Large 850 SF, private outdoor patio adjacent to building on 5th Street.
- Corner location 1 block West from Whole Foods and 1 block East of Giant Foods.
- Excellent Branding Opportunity

CONTACT


































WES NEAL
202-577-4824
wes.neal@cbre.com

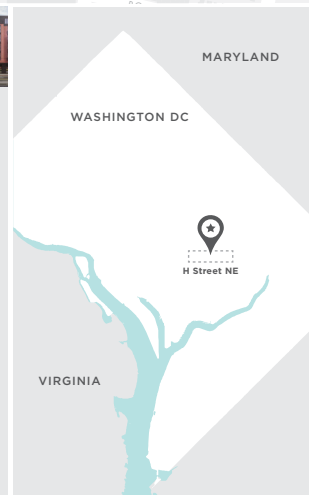
H STREET NE

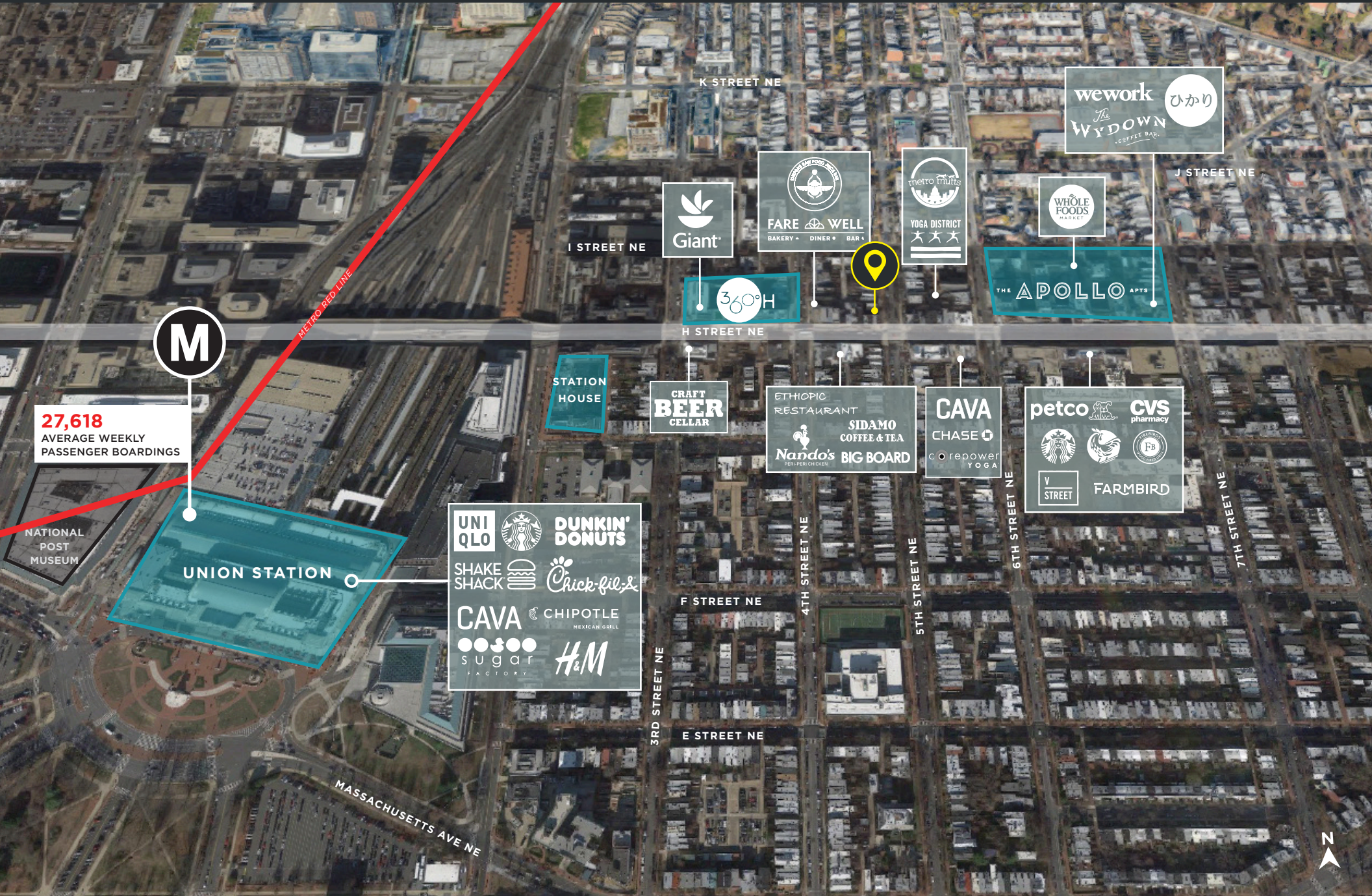
RETAIL AND DEVELOPMENT OVERVIEW MAP

COMPLETED UNDER CONSTRUCTION PROPOSED



<p>1 Pullman Place 909 2nd St NE 42 Condo Units</p> 	<p>7 Station House 701 2nd St NE Fisher Brothers 375 Residential Units 20,000sf Retail 309 Parking Spaces</p> 	<p>13 646-654 H Street NE Rock Creek Property Group 21 Condo Units 13,750sf Retail</p> 	<p>19 Encore Condominiums 1301 H St NE 9 Residential Units Mixed-Use 5,000sf Retail</p> 	<p>25 1401 Florida Ave NE 28 Condo Units 5,600sf Retail</p> 	<p>31 Constellation on H 28 Condo Units</p> 
<p>2 AVA H Street 318 I Street NE 140 Apartments</p> 	<p>8 301 H Street Condos 301 H Street NE Capital City Real Estate 25 Condos 5,000sf Retail</p> 	<p>14 Anthology 625 H Street NE Jair Lynch 120,000sf Office 307 Residential Units 10,000sf Retail</p> 	<p>20 1313-1323 Linden Ct NE 4 Townhomes Ground Floor Retail</p> 	<p>26 Delta Towers 1400 Florida Ave NE 150 Residential Units</p> 	<p>DEMOGRAPHIC 1/2 MILE SNAPSHOT</p> <p>POPULATION 18,101</p> <p>MEAN AGE 37.8</p> <p>MEAN HOUSEHOLD INCOME \$82,682</p> <p>EMPLOYEES 3,806</p> <p>EDUCATION Bachelor's & Higher 55.4%</p>
<p>3 Burnham Place at Union Station 3Msf Mixed-Use Atridge</p> 	<p>9 360 H Street Apartments 360 H St NE 270 Residential Units 72,000sf Retail</p> 	<p>15 Capitol Hill Towers 900 G Street NE 204 Residential Units</p> 	<p>21 Hendrix 1326 Florida Ave NE 45 Residential Units</p> 	<p>27 Pentacle Apartments 1507 Benning Rd NE Hornig Brothers 182 Residential Units</p> 	
<p>4 Station Place Fisher Brothers & Property Group Partners 700 2nd St NE & 600 2nd St NE 100 P St NE 1,574sf Office</p> 	<p>10 315 H Street NE 125 Residential Units 6,000sf Retail</p> 	<p>16 H Street Connection 901 H Street NE Rappaport & WC Smith 44,700sf Retail 419 Residential Units</p> 	<p>22 1350 Florida Avenue NE 49 Residential Units Ground Floor Retail</p> 	<p>28 Flats at Atlas 1600 Maryland Ave NE 257 Residential Units 4,250sf Retail</p> 	
<p>5 Landmark Lofts 215 I St NE Abdo Development 44 Condo Units</p> 	<p>11 501 H Street NE Douglas Development 48,037sf Mixed-Use Project 28 Residential Units</p> 	<p>17 1115 H Street Condos 16 Condo Units Ground Floor Retail</p> 	<p>23 1371-1375 H Street NE 27 Residential Units 2,500sf Retail</p> 	<p>29 Hechinger Mall 1518 Benning Rd NE 189,617sf Retail</p> 	
<p>6 Senate Square 201 St NE LaSalle Investment Mgmt. 476 Apartment Units</p> 	<p>12 The Apollo 600 H St NE Insight Property Group 430 Residential Units 70,000sf Retail</p> 	<p>18 1300 H Street NE 35 Residential Units 6,600sf Retail</p> 	<p>24 The Maryland 1350 Maryland Ave NE Valor Development 84 Condo Units</p> 	<p>30 1701 H Street NE 180 Residential Units 15,000sf Retail</p> 	





M

27,618
AVERAGE WEEKLY
PASSENGER BOARDINGS

NATIONAL
POST
MUSEUM

UNION STATION

UNI QLO | STARBUCKS | DUNKIN' DONUTS
SHAKE SHACK | CHICK-FIL-A
CAVA | CHIPOTLE MEXICAN GRILL
SUGAR FACTORY | H&M

Giant

FARE WELL
BAKERY • DINER • BAR

metro fitness
YOGA DISTRICT

wework ひかり
The WYDOWN
COFFEE BAR

WHOLE FOODS
MARKET

360°H

THE APOLLO APTS

STATION
HOUSE

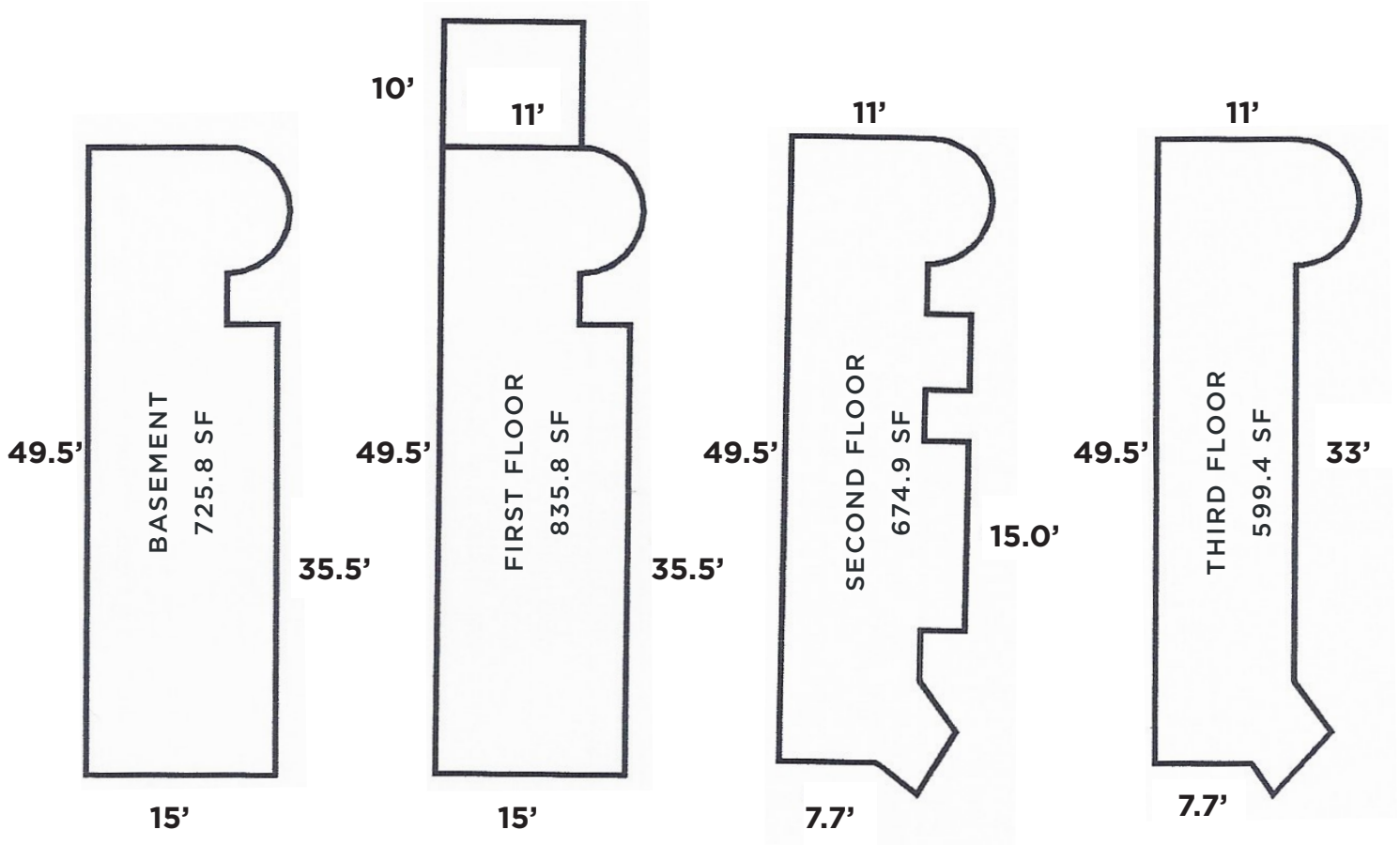
CRAFT
BEER
CELLAR

ETHIOPIAN
RESTAURANT
SIDAMO
COFFEE & TEA
Nando's
BIG BOARD

CAVA
CHASE
repower
YOGA

petco | CVS
pharmacy
STARBUCKS | FARMBIRD





GET IN ON THE ACTION.

WES NEAL
202-577-4824
wes.neal@cbre.com

DISCLAIMER

© 2019 CBRE, Inc. All rights reserved. This information has been obtained from sources believed reliable, but has not been verified for accuracy or completeness. You should conduct a careful, independent investigation of the property and verify all information. Any reliance on this information is solely at your own risk. Photos herein are the property of their respective owners. Use of these images without the express written consent of the owner is prohibited.