

LONG ISLAND
CITY

NEW YORK
NY

42-20
27TH
STREET



CONCEPTUAL RENDERING

SPACE DETAILS

LOCATION

Northeast corner of Crescent Street and 42nd Road

APPROXIMATE SIZE

Ground Floor 2,658 SF

POSSESSION

Immediate

TERM

Negotiable

FRONTAGE

90 FT on Crescent Street

30 FT on 42nd Road

SITE STATUS

New construction

NEIGHBORS

WeWork, M. Wells Steakhouse, JetBlue, Murray's Cheese, Starbucks, SLT and Chi (coming soon)

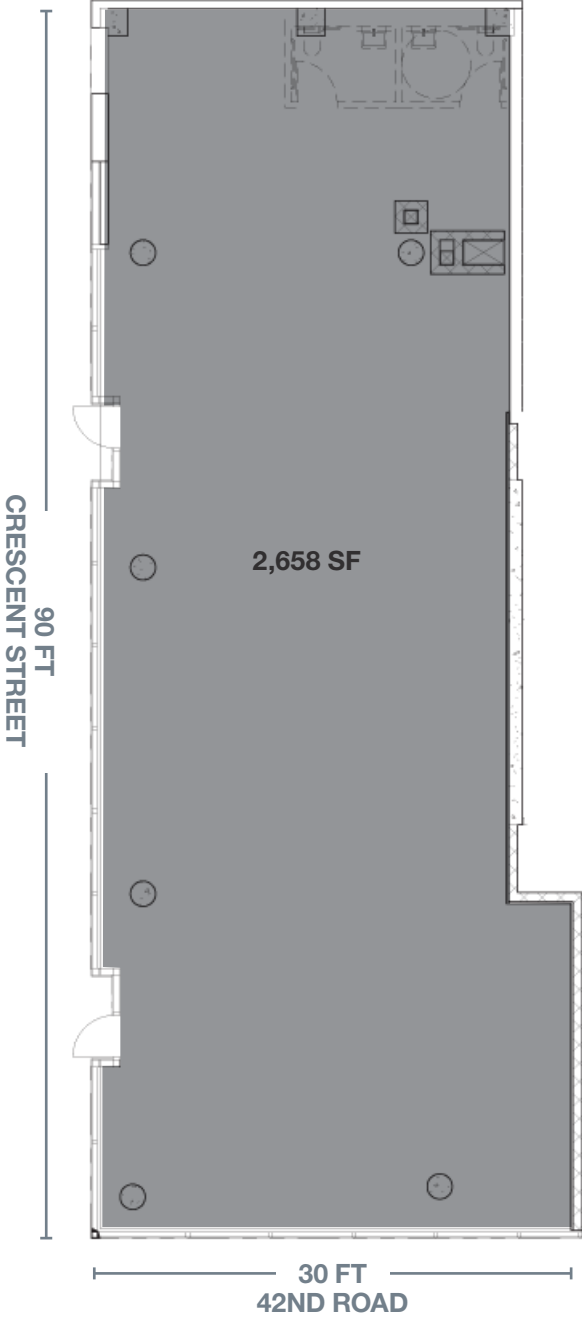
COMMENT

One half block to the Queensboro Plaza subway station servicing the **N W** and **7** lines with an annual ridership of 5,079,051


20,000+ apartments completed since 2006 and another 10,000 units projected to be completed by 2021

Close proximity to the Jacx, the future home of the Bloomingdale's corporate office

GROUND FLOOR




THE NEIGHBORHOOD



11,700
Residential units projected to open by 2020




8M
Existing commercial SF
7.4M
Additional SF by 2020



6K+
Businesses with **93K+**
employees

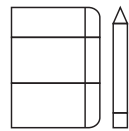


70
Citi Bike stations

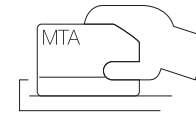


3,200+
Hotel rooms in **32** hotels

6,100
Rooms in planning or construction




50K+
Students at higher education institutions



8
Subway lines

15
Bus lines

2
LIRR stations



3
Ferry landings

4
Bridges

1
Tunnel



AREA RETAIL



CONTACT EXCLUSIVE AGENTS

BARRY FISHBACH
212.331.0115
barry.fishbach@ngkf.com

ALEX HEDAYA
212.351.9343
alex.hedaya@ngkf.com



NGKF.COM

© 2019 NEWMARK KNIGHT FRANK RETAIL. The information contained herein has been obtained from sources deemed reliable but has not been verified and no guarantee, warranty or representation, either express or implied, is made with respect to such information. Terms of sale or lease and availability are subject to change or withdrawal without notice.