

### LOCATION

Building 1  
4510 Aumsville Highway  
Salem OR 97317

### TOTAL SQ.FT. DIVISABLE OFFICE SQ.FT.

27,160 sq.ft.  
13,500 sq.ft.  
BTS

### DOCK HIGH DOORS DRIVE IN DOORS CLEAR HEIGHT

7  
2  
24'

### FEATURES

One mile from the I-5 interchange  
with Highway 22

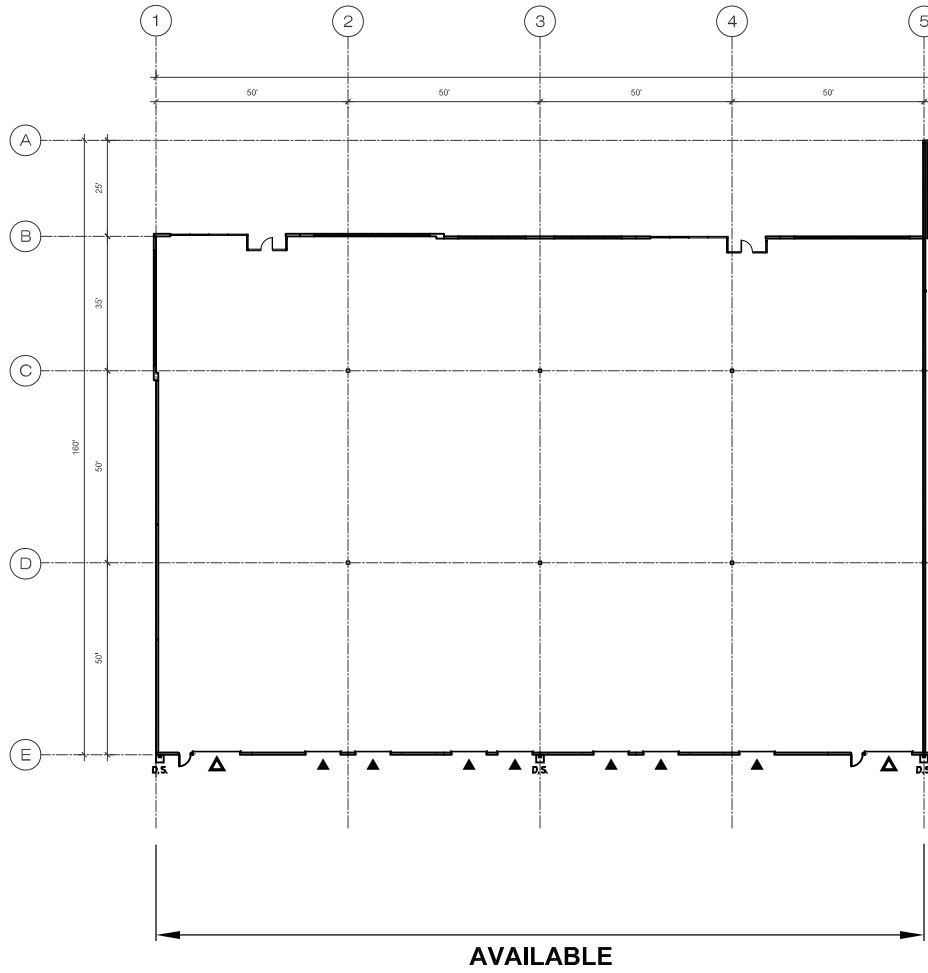
### RATE

\$.60/sq.ft. - Shell  
\$.90/sq.ft. - Office  
NNN

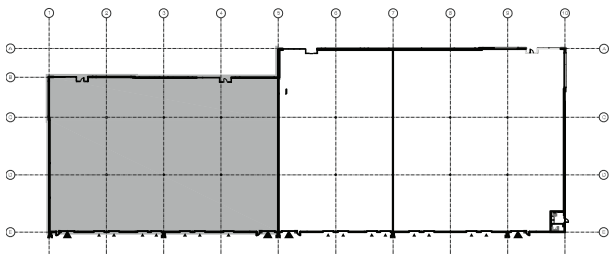
### LEASING CONTACT

Sam Briggs  
samb@pactrust.com  
503-624-6300  
  
Dave Hicks  
daveh@pactrust.com  
503-624-6300

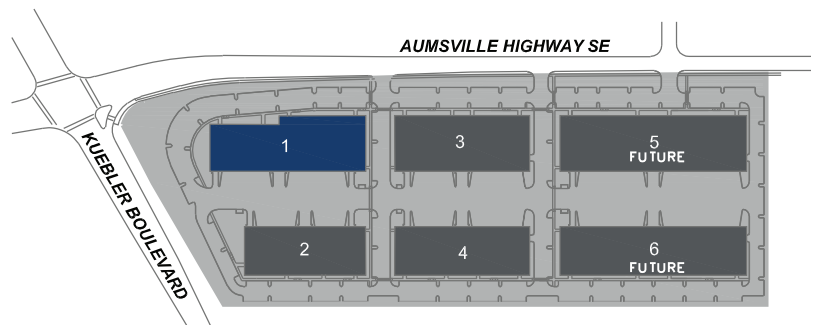




- ▽ GRADE ACCESS
- ▼ DOCK ACCESS



**BUILDING PLAN**



**MILL CREEK CORPORATE CENTER**  
Salem, OR 97317



5350 SW Sequoia Pkwy Suite 300 Portland OR 97224 • 503.624.6300 •

[pactrust.com](http://pactrust.com)

*The square footage and rates quoted herein are subject to change. PacTrust can only guarantee square footage and rates with a signed lease agreement.*

