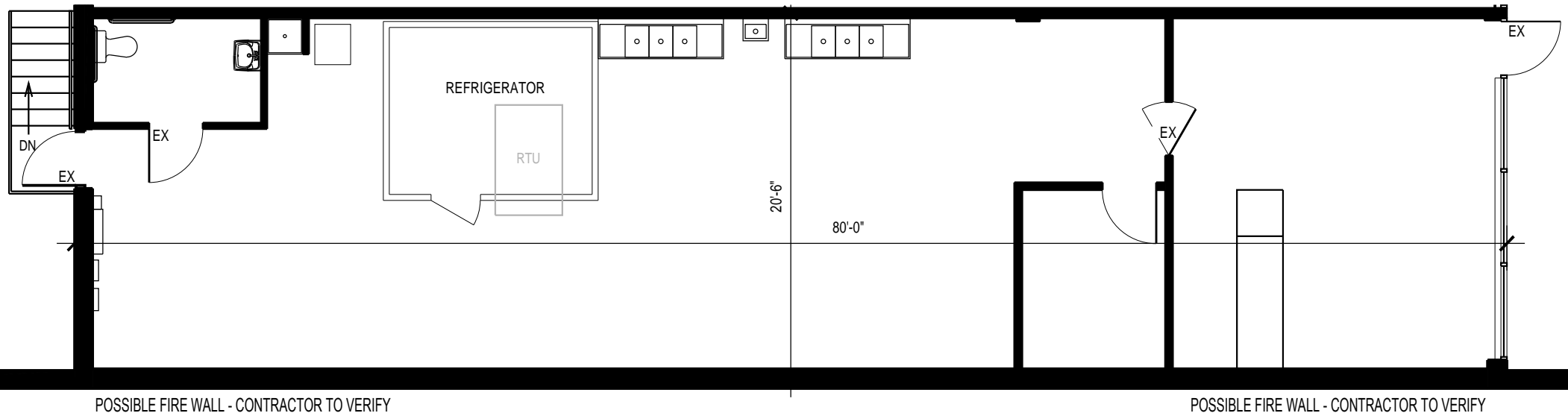


SPACE DATA

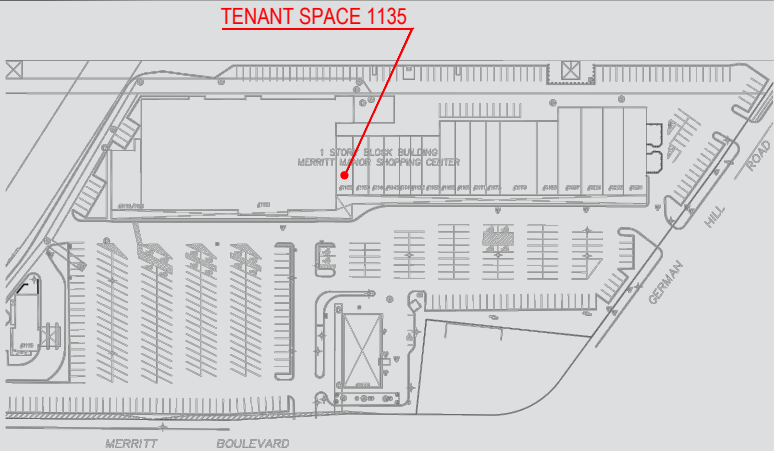
LEASABLE SPACE:	1,637 SQ. FT.
JURISDICTION:	BALTIMORE COUNTY
CEILING / JOIST HT:	9'-10" CEILING/ FRONT (EXG.), 7'-11" AT BATHROOM, 15'-6" B.O. DECK (REAR),
NUMBER OF EXITS:	2 (EXISTING)
STOREFRONT:	BLACK ALUMINUM WINDOWS
SPRINKLER:	NO
FIRE ALARM:	NO
GAS:	NONE
WATER:	EX. WALL MOUNTED 'HERSEY METERS' NOT LABELED
ELECTRIC:	100 AMP, 208Y/120 VOLTS, 3 PHASE BGE METER 1# G157751320 BGE METER 2# G157751322
HVAC:	RTU; CARRIER, MODEL No. 50TCQA07A25A0A0A0, SERIAL No. 1410G40324
CONSTRUCTION TYPE:	
USE GROUP:	II-B, NO INTERIOR LOAD BEARING WALLS M (PREVIOUS TENANT)



THIS SPACE PLAN IS FOR ILLUSTRATION PURPOSES ONLY AND IS NOT A SCALE DRAWING SHOWING SIZE AND OTHER DETAILS. LOCATIONS OF WALLS, WINDOWS, DOORS, COLUMNS, LIGHTING FIXTURES, ELECTRICAL OUTLETS, SINKS, PLUMBING, ETC. ARE APPROXIMATE AND ARE SUBJECT TO CHANGE. THIS SPACE PLAN SHALL NOT BE CONSTRUED AS A WARRANTY OR REPRESENTATION AS TO THE TECHNICAL SUFFICIENCY, ADEQUACY OR SAFETY OF THE PLANS, STRUCTURES, ANY OF THEIR COMPONENT PARTS, OR ANY OTHER PHYSICAL CONDITION OR FEATURE PERTAINING TO THE SPACE; AND LANDLORD MAKES NO WARRANTY OR REPRESENTATION WITH RESPECT TO COMPLIANCE WITH APPLICABLE LAWS, CODES, RULES, OR REGULATIONS, OR TO THE SUITABILITY OF THIS SPACE PLAN FOR TENANT'S BUSINESS. IN THE EVENT OF A CONFLICT BETWEEN THIS SPACE PLAN AND THE TERMS OF ANY LEASE FOR ALL OF A PORTION OF THESE PREMISES, THE TERMS OF THE LEASE SHALL CONTROL.

LEASE OUTLINE DRAWING
SCALE 1/8" = 1'-0"

SITE PLAN




MAIN ENTRANCE



INTERIOR ENTRANCE



INTERIOR



REAR