

CUBEWORK®



**1301 Charleston Regional Pkwy
Charleston, SC 29492**

 **(800) 338.6369**

 info@cubework.com

 www.cubework.com

 **LEARN
MORE**

KEY DISTANCE



BUILDING SPECS:

Building size: 200,000 SF

Warehouse available: 300-50,000 SF

Private office available: 200-2,500 SF

Floor: Reinforced Concrete


Column Spacing: 50' x 50'


Clear Height: 30'


Drive-In Bays: 15

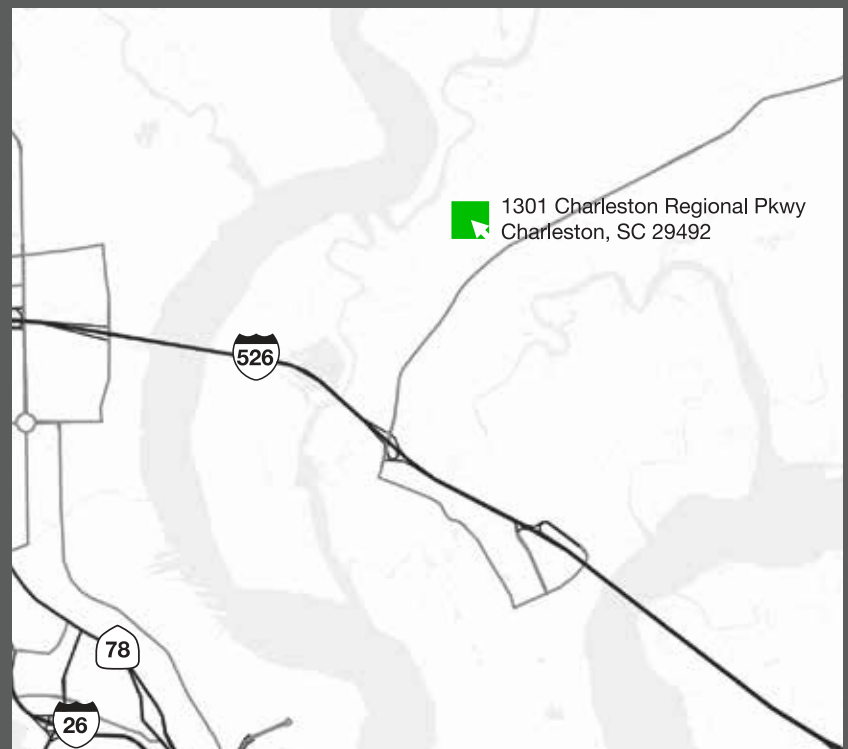
Dock High Doors: 38

Standart Parking Spaces: 184

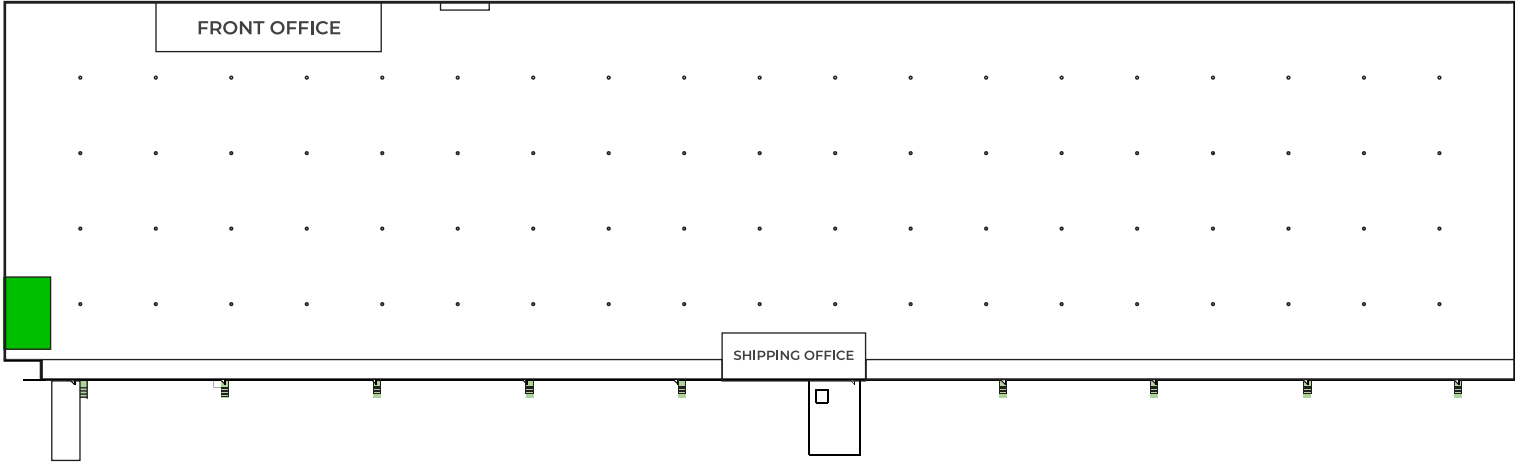
 **14 mi**
Mount Pleasant
Regional-Faison Airport

 **8.0 mi**
UPS Store

 **9.1 mi**
United States Postal
Service (USPS)



BUILDING FEATURES



KEY

- RESTROOMS
- STAIRS



AMENITIES

- 24/7 Building Access
- High-Speed Internet
- Unique Common Areas
- Conference Rooms
- Coffee & Fresh Water
- Creative Workspaces
- 24/7 Customer Service
- Community Managers
- Mail and Package Handling
- Loading Docks
- CCTV, Surveillance System
- Daily Cleaning and Maintenance
- Business Class Printers
- Social Events
- Global Network
- Gym & Lockers
- Fully Furnished Offices
- Security Guards

SERVICES

- Front Desk Service
- Mail and Package Handling
- Daily Cleaning
- Office Supplies
- Business Class Printers
- Fresh Coffee & Tea
- Air Conditioning
- 24/7 Surveillance
- Night Security Guards
- Flexible On-demand Warehouse Terms
- Option to Merge

FACILITY PHOTOS



FOR MORE INFORMATION CONTACT

 **(800) 338.6369**

 info@cubework.com

 www.cubework.com