

PRIME RETAIL DOWNTOWN - FASHION DISTRICT FOR LEASE



1124-1126 S LOS ANGELES ST
LOS ANGELES, CA 90015

cag | COMMERCIAL
ASSET GROUP

SIZE

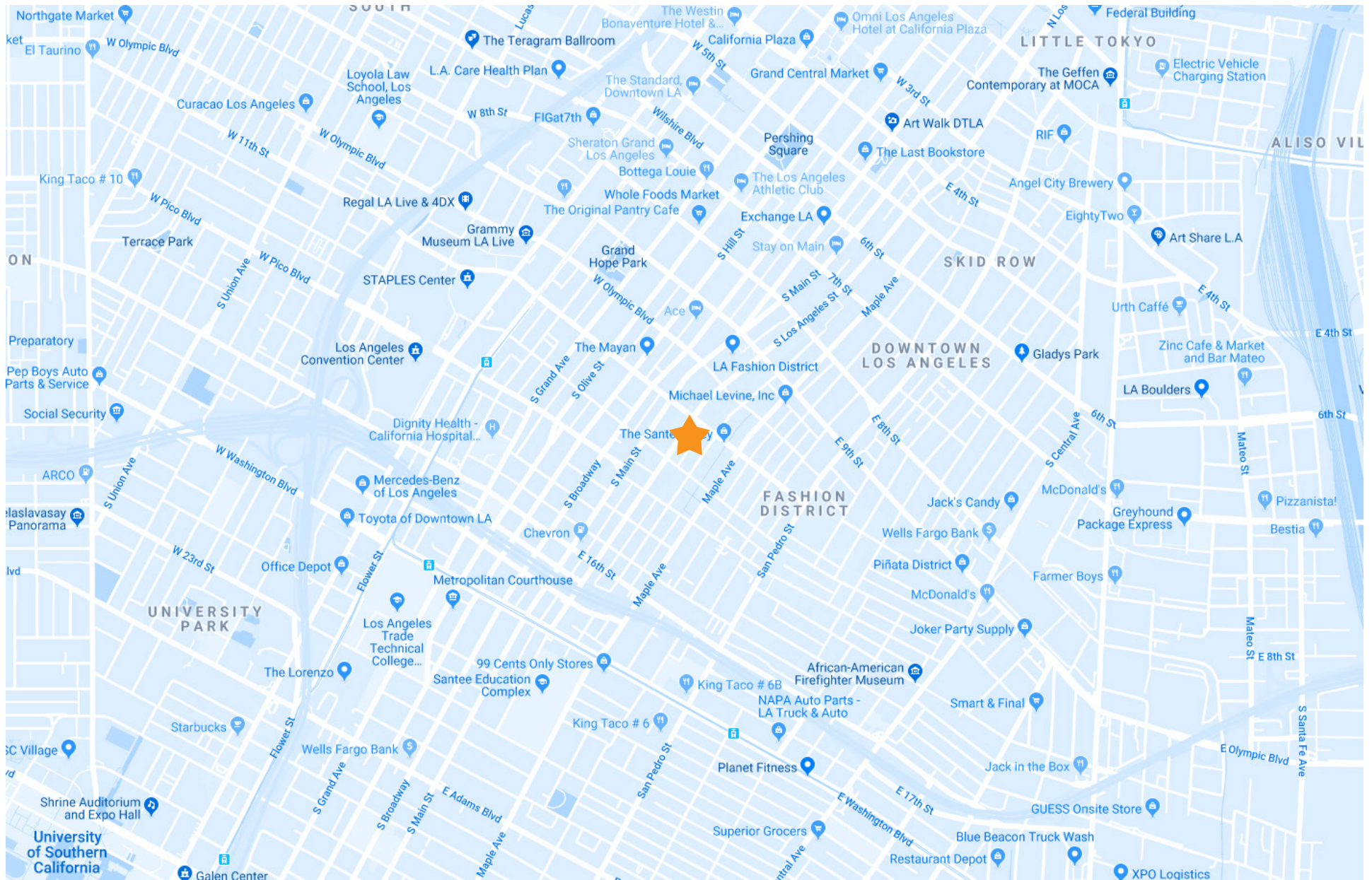
±7,050 SF
DIVISIBLE
(±2,350 EACH UNIT)

AVAILABILITY

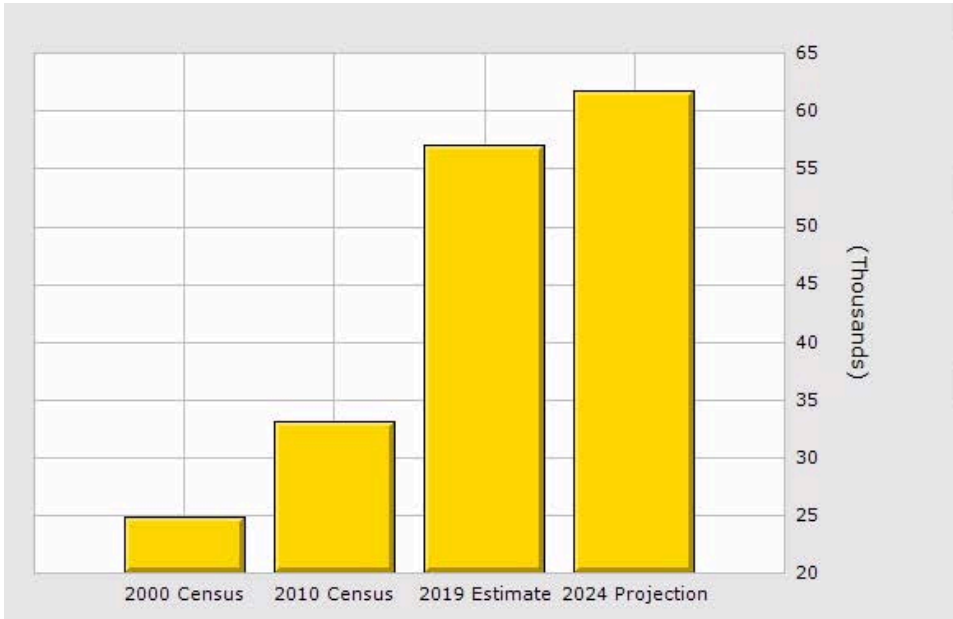
IMMEDIATELY

These materials are based on information and content provided by others, which we believe are accurate. No guarantee, warranty or representation is made by Commercial Asset Group, Inc. or its personnel. All interested parties must independently verify accuracy and completeness. As well, any projections, assumptions, opinion, or estimates are used for example only and do not represent the current or future performance of the identified property. Your tax, financial, legal and toxic substance advisors should conduct a careful investigation of the property and its suitability for your needs, including land use limitations. The property is subject to prior lease, sale, change in price, or withdrawal from the market without notice.

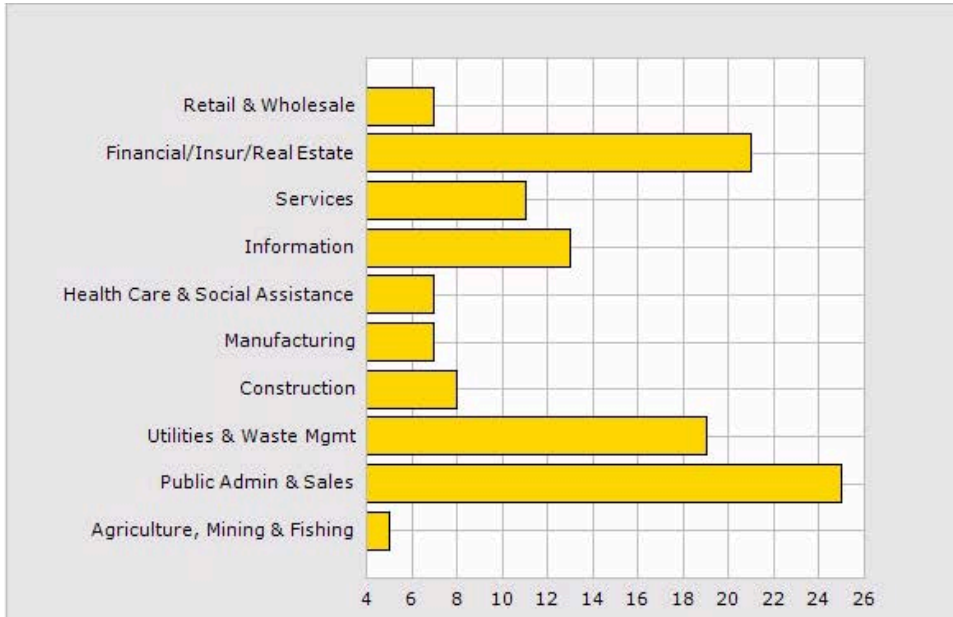
- IN-LINE SPACE ON LOS ANGELES STREET AND 11TH STREET
- FASHION DISTRICT LOCATION WITH ALL DAY PEDESTRIAN TRAFFIC, IDEAL FOR RETAIL AND MANUFACTURING
- MULTIPLE BRAND NEW RESIDENTIAL PROJECTS WITHIN WALKING DISTANCE, ONE BLOCK FROM CALIFORNIA MART
- ALL UNITS CAN BE COMBINED FOR APPROXIMATELY 7,000 SQUARE FEET
- 1-MILE POPULATION: 57,000
- 1-MILE EMPLOYEES: 57,022



MAP



Population	1 Mile	2 Mile	3 Mile
2019 Total Population:	57,022	245,108	566,805
2024 Population:	61,820	254,472	581,555
Pop Growth 2019-2024:	8.41%	3.82%	2.60%
Average Age:	38.00	35.40	35.00
Households			
2019 Total Households:	28,560	88,652	182,650
HH Growth 2019-2024:	8.68%	4.73%	3.09%
Median Household Inc:	\$47,397	\$31,663	\$33,080
Avg Household Size:	1.80	2.50	2.90
2019 Avg HH Vehicles:	1.00	1.00	1.00
Housing			
Median Home Value:	\$604,615	\$493,787	\$475,145
Median Year Built:	2005	1982	1968



Population	1 Mile	2 Mile	3 Mile
2019 Total Population:	57,022	245,108	566,805
2024 Population:	61,820	254,472	581,555
Pop Growth 2019-2024:	8.41%	3.82%	2.60%
Average Age:	38.00	35.40	35.00
Households			
2019 Total Households:	28,560	88,652	182,650
HH Growth 2019-2024:	8.68%	4.73%	3.09%
Median Household Inc:	\$47,397	\$31,663	\$33,080
Avg Household Size:	1.80	2.50	2.90
2019 Avg HH Vehicles:	1.00	1.00	1.00
Housing			
Median Home Value:	\$604,615	\$493,787	\$475,145
Median Year Built:	2005	1982	1968

DEMOGRAPHICS



COMMERCIAL
ASSET GROUP

1124_s

ALEX SHABANI

SENIOR MANAGING DIRECTOR

P 310.272.7397

E ALEX@CAG-RE.COM

LIC. 01352902

COMMERCIAL ASSET GROUP

1801 CENTURY PARK EAST, STE 1550

LOS ANGELES, CA 90067

P 310.275.8222 F 818.385.1470

WWW.CAG-RE.COM LIC. 01876070