


















LEGEND

NOTE: ALL OUTLETS ARE EXISTING AND MOUNTED AT 18" A.F.F., UNLESS NOTED OTHERWISE.

-  DUPLEX OUTLET, FLUSH WALL MOUNTED
-  FOURPLEX OUTLET, FLUSH WALL MOUNTED
-  DUPLEX OUTLET, FLUSH CEILING MOUNTED
-  TELEPHONE/DATA OUTLET, FLUSH WALL MOUNTED
-  DATA OUTLET, FLUSH WALL MOUNTED
-  SPECIAL OUTLET, FLUSH WALL MOUNTED
-  WALL MOUNTED POWER AND TEL/DATA IN-FEED FOR SYSTEMS FURNITURE
-  FLOOR MOUNTED MONUMENT POWER/TEL/DATA IN-FEED FOR SYSTEMS FURNITURE
-  FLOOR MOUNTED POWER AND TEL/DATA OUTLET
-  CARD READER, SECURED ACCESS
-  ELECTROL MAGNETIC DOOR HOLDER, WALL MOUNTED,
-  DIMMER SWITCH
-  THERMOSTAT
-  BLANK COVER PLATE
-  TELEPHONE/DATA BACKBOARD
-  SINGLE SWITCH
-  MOTION SENSOR SWITCH

AS-BUILT - 3RD FLOOR W/ POWER

4350 Von Karman Avenue, Newport Beach CA

Drawing Date: 09.14.2016

KAMUS + KELLER
Interiors | Architecture

111 W. OCEAN BLVD.
SUITE 1750
LONG BEACH, CA
90802
P: 562.216.5244

WWW.KKAIA.COM