

FOR LEASE

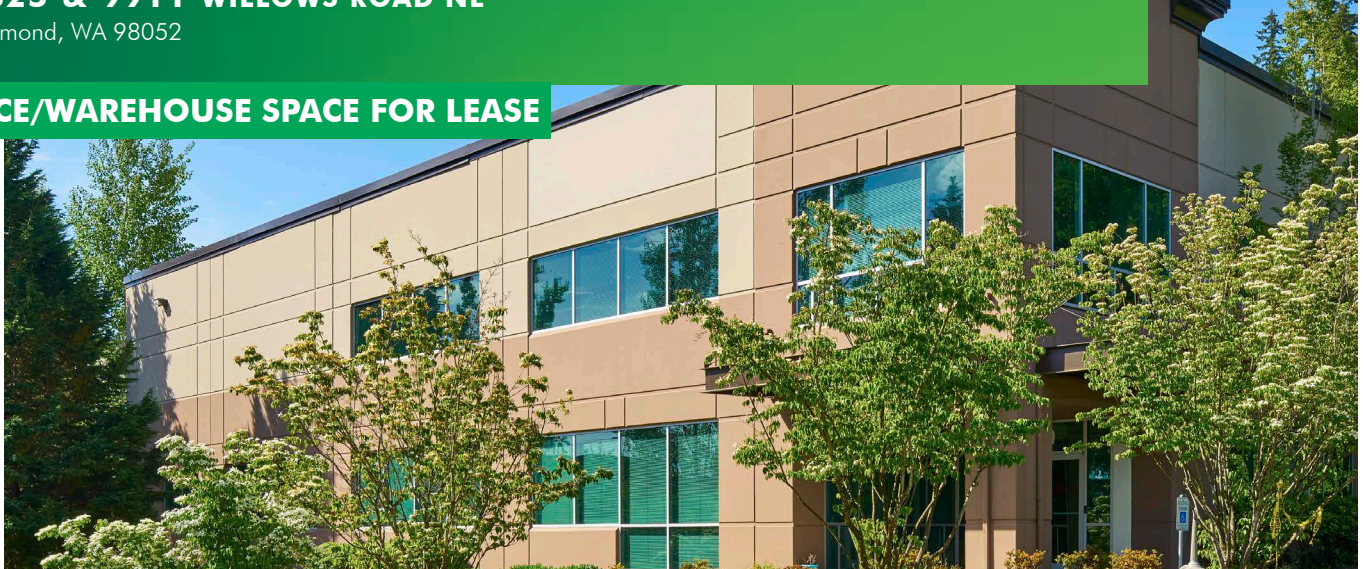
WILLOWS COMMERCE PARK

BUILDINGS B & D

9825 & 9911 WILLOWS ROAD NE

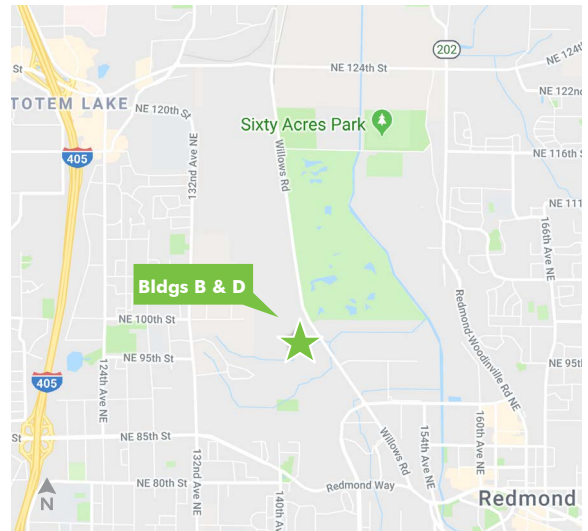
Redmond, WA 98052

OFFICE/WAREHOUSE SPACE FOR LEASE



AVAILABLE SPACE

- + Building B, Suite 100: 9,550 RSF Total
 - Office: 4,079 SF
 - Warehouse: 5,471 SF
 - Dock high and grade level loading
 - 24 foot clear height
 - End cap space with good parking
 - Available with 30 days' notice
- + Building D, Suite 170: 11,932 RSF Total
 - Office/Flex Space
 - Available Now
- + Operating Expenses: \$0.45/SF/Month
- + Parking Ratio: 3/1,000 SF
- + Convenient access right off Willows Road across the street from Willows Run Golf Course



CONTACT US

SCOTT DAVIS

Executive Vice President
+1 425 462 6912
scott.davis@cbre.com

CBRE, Inc.

929 108th Ave NE
Suite 700
Bellevue, WA 98004

JIM REED

Principal
+1 206 210 5202
jreed@lee-associates.com

Lee & Associates

2100 124th Avenue NE
Suite 100
Bellevue, WA 98005

www.cbre.us/bellevue

LEE & ASSOCIATES
COMMERCIAL REAL ESTATE SERVICES

CBRE

FOR LEASE WILLOWS COMMERCE PARK

BUILDINGS B & D
9825 & 9911 WILLOWS ROAD NE
Redmond, WA 98052

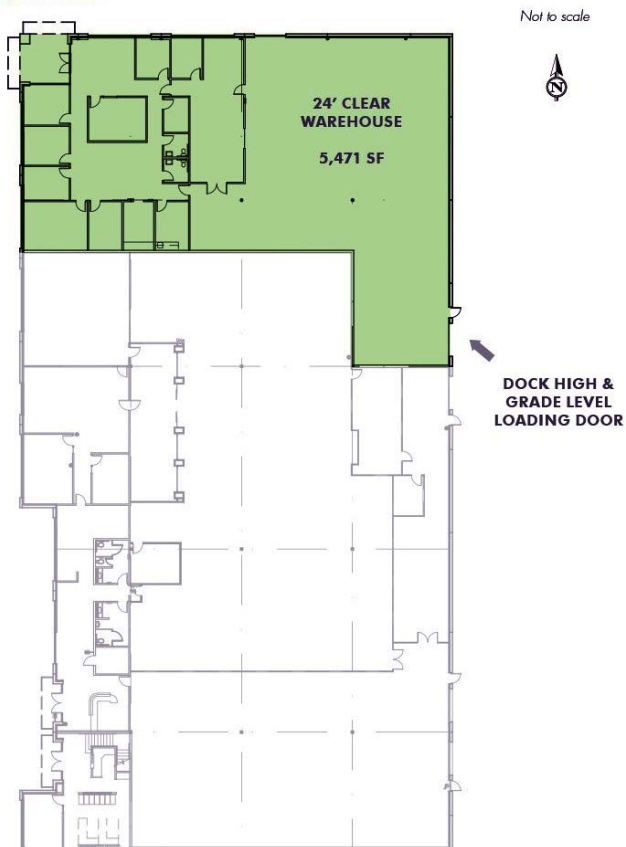


BUILDING B FLOOR PLAN

- + Suite 100: 9,550 RSF Total
 - Office: 4,079 RSF
 - Warehouse: 5,471 SF
- + Dock high and grade level loading
- + 24 foot clear height
- + End cap space with good parking

BUILDING D FLOOR PLAN

- + Suite 170: 11,932 RSF Total
 - Office/Flex Space



© 2021 CBRE, Inc. All rights reserved. This information has been obtained from sources believed reliable, but has not been verified for accuracy or completeness. You should conduct a careful, independent investigation of the property and verify all information. Any reliance on this information is solely at your own risk. CBRE and the CBRE logo are service marks of CBRE, Inc. All other marks displayed on this document are the property of their respective owners. Photos herein are the property of their respective owners. Use of these images without the express written consent of the owner is prohibited. JG 4-27-21