

# KYLE CROSSING BUSINESS PARK



A 40 acre multi-tenant  
Business Park  
Kyle, TX

A Development By:



MAJESTIC REALTY CO.

**NOW LEASING**

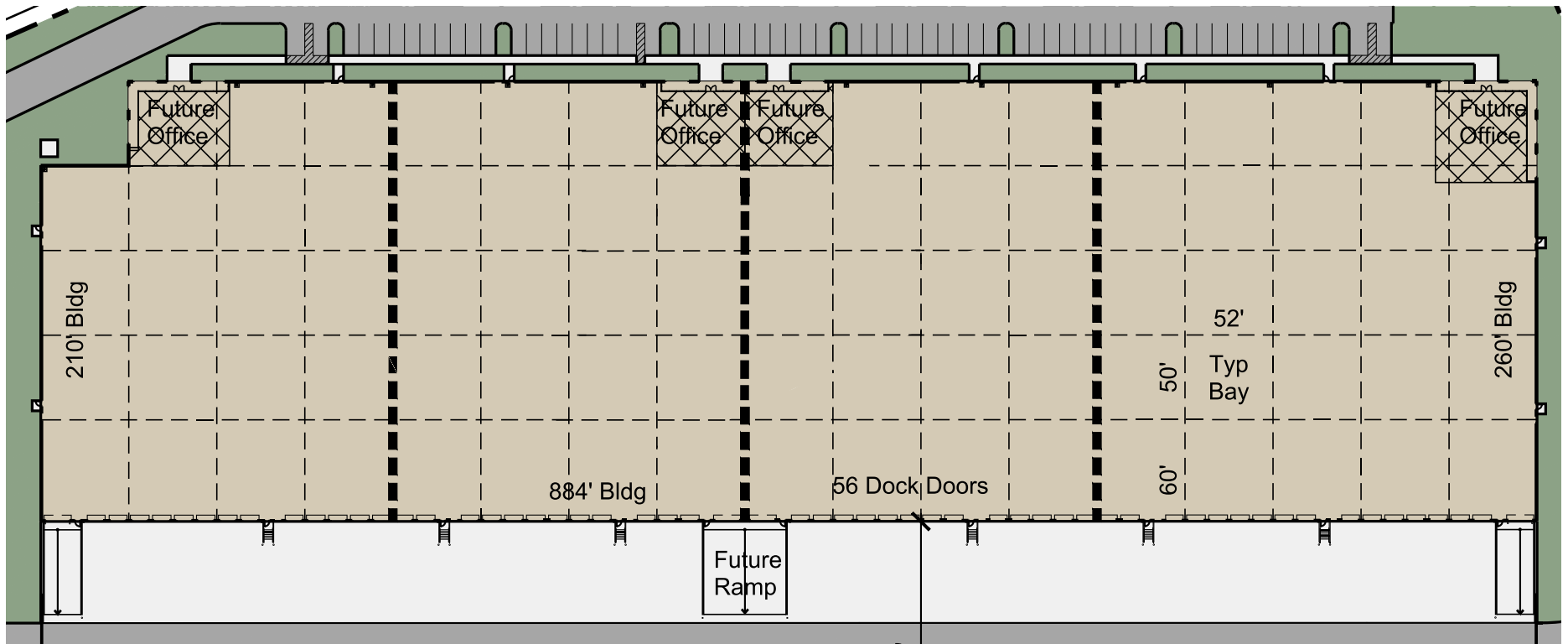
# BUILDING ONE

## 1980 KOHLER'S CROSSING – NOW LEASING

### SPECS:

AVAILABLE:.....227,273 SF  
DIVISIBLE:.....20,000 SF  
OFFICE:.....TO SUIT  
CLEAR HEIGHT:.....32'  
COLUMN SPACING:.....50' X 52'

DOCK DOORS:.....54 DOCK HIGH, 2 GRADE LEVEL RAMPS  
AUTO PARKING:.....269 SPACES  
TRAILER PARKING: .....79 SPACES  
LOADING:.....REAR LOADING  
BUILDING DEPTH:.....260'



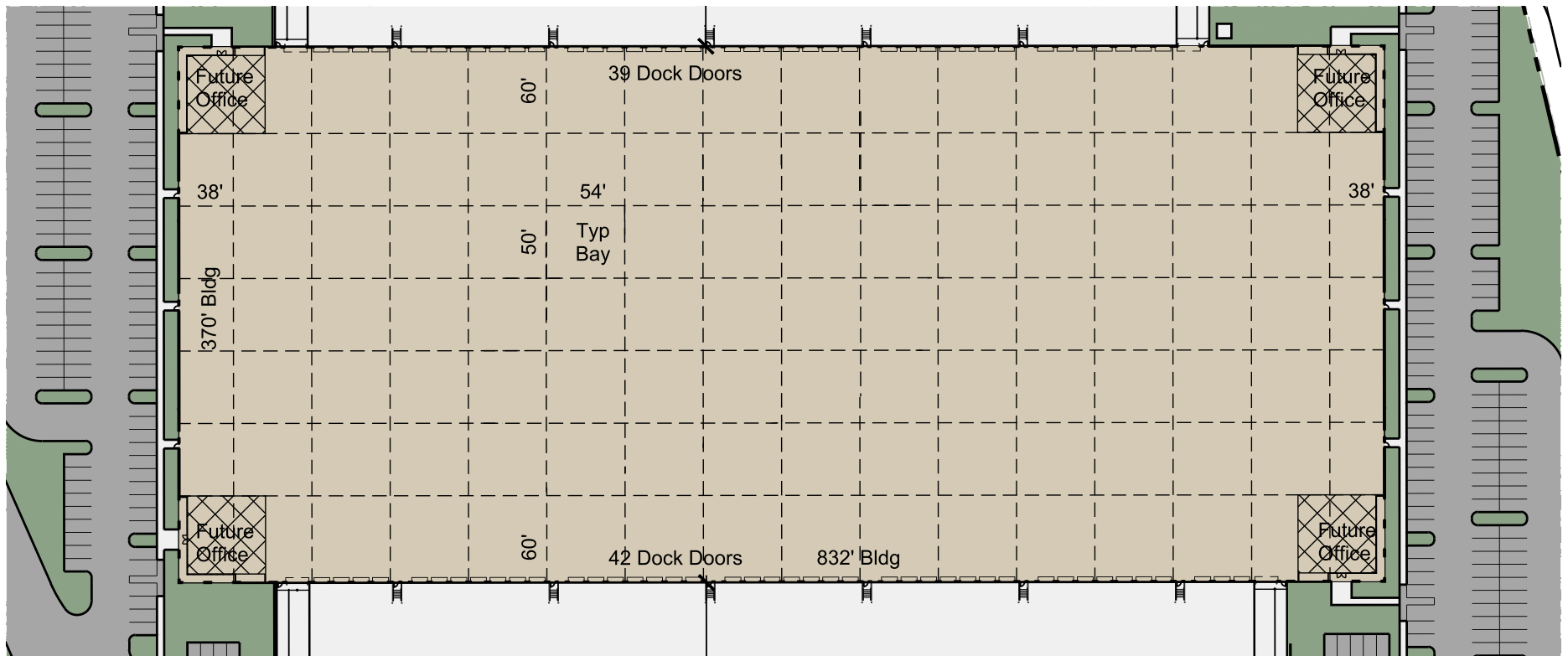
# BUILDING TWO

## 2575 KYLE CROSSING – NOW LEASING

### SPECS:

AVAILABLE:.....307,840 SF  
DIVISIBLE:.....50,000 SF  
OFFICE:.....TO SUIT  
CLEAR HEIGHT:.....36'  
COLUMN SPACING:.....50' X 54'

DOCK DOORS:.....89 DOCK HIGH, 4 GRADE LEVEL RAMPS  
AUTO PARKING:.....359 SPACES  
TRAILER PARKING:.....114 SPACES  
LOADING:.....CROSS DOCK  
BUILDING DEPTH:.....370'





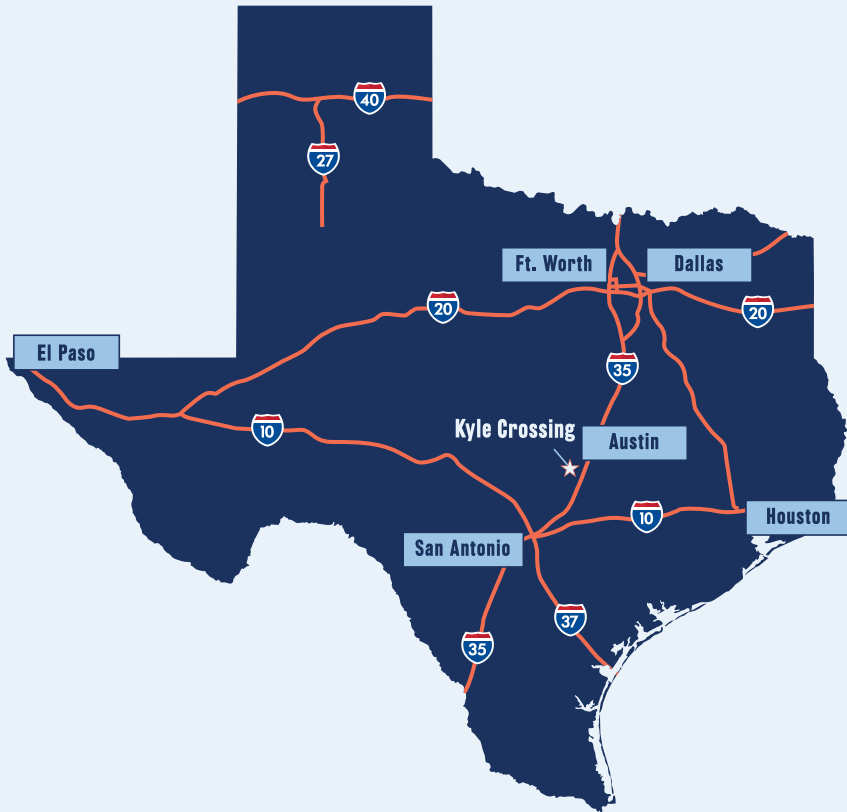
# KYLE CROSSING BUSINESS PARK

## LOCAL MAP



# KYLE CROSSING BUSINESS PARK

## STATE AND REGIONAL MAP

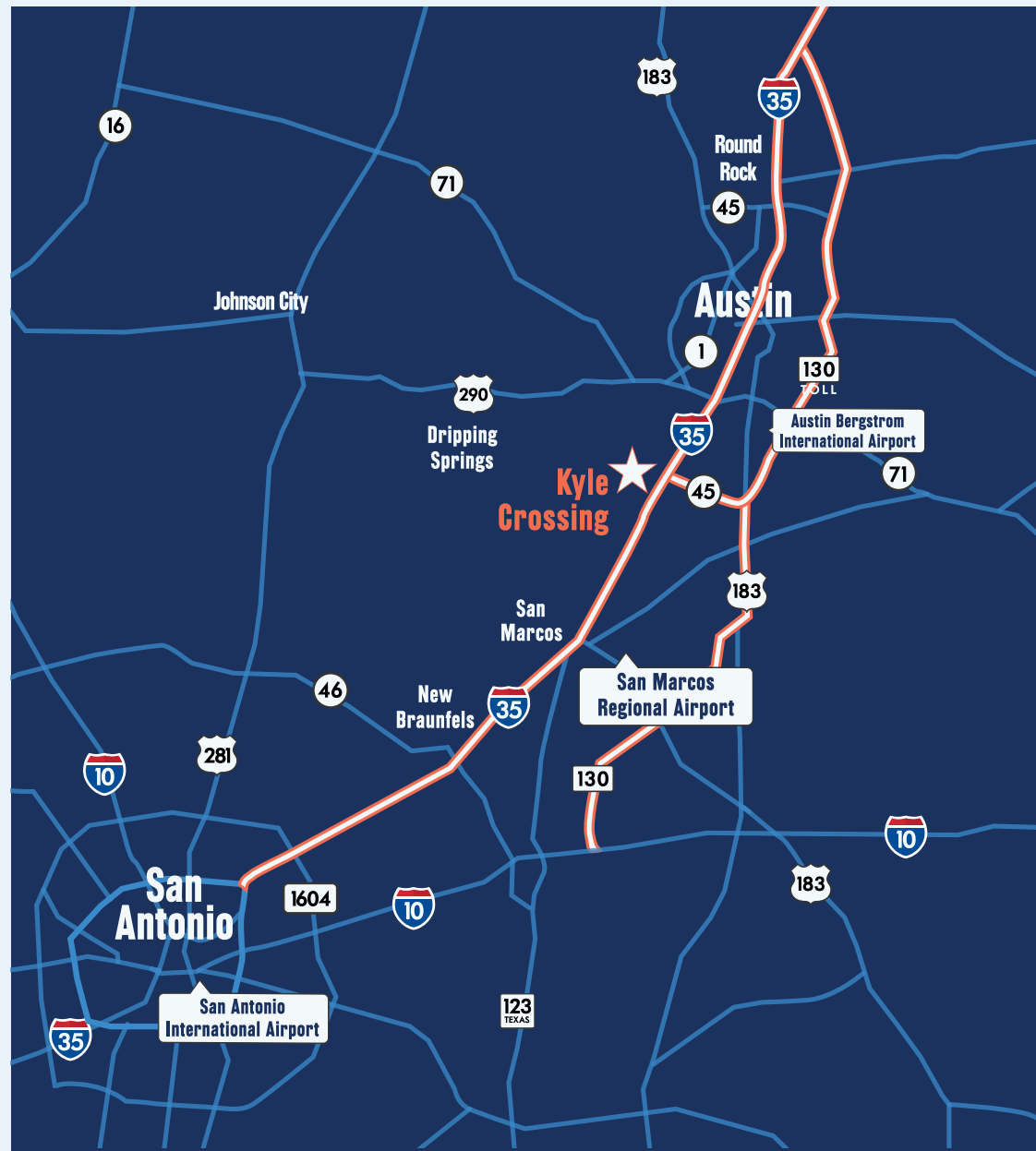


**SAN ANTONIO**  
40 MILES - 42 MINUTES

**DALLAS**  
213 MILES - 3 HOUR DRIVE

**AUSTIN**  
6 MILES - 10 MINUTES

**HOUSTON**  
176 MILES - 2.5 HOURS





# KYLE CROSSING BUSINESS PARK

## LEASING INFORMATION



**ZANE COLE**  
Senior Vice President  
512.225.2708  
[zane.cole@am.jll.com](mailto:zane.cole@am.jll.com)

**ACE SCHLAMEUS**  
Senior Vice President  
512.225.2709  
[ace.schlameus@am.jll.com](mailto:ace.schlameus@am.jll.com)