

KYLE CROSSING BUSINESS PARK

A 40 acre multi-tenant
Business Park
Kyle, TX

A Development By:



MAJESTIC REALTY CO.



**NOW LEASING
UNDER CONSTRUCTION**

KYLE CROSSING BUSINESS PARK

NOW LEASING

KOHLER CROSSING

BUILDING 1

BUILDING 2

KYLE CROSSING

Building 1

227,273 SF
Divisible to 20,000
Rear Loading

Building 2

307,840 SF
Divisible to 50,000
Cross Dock Loading

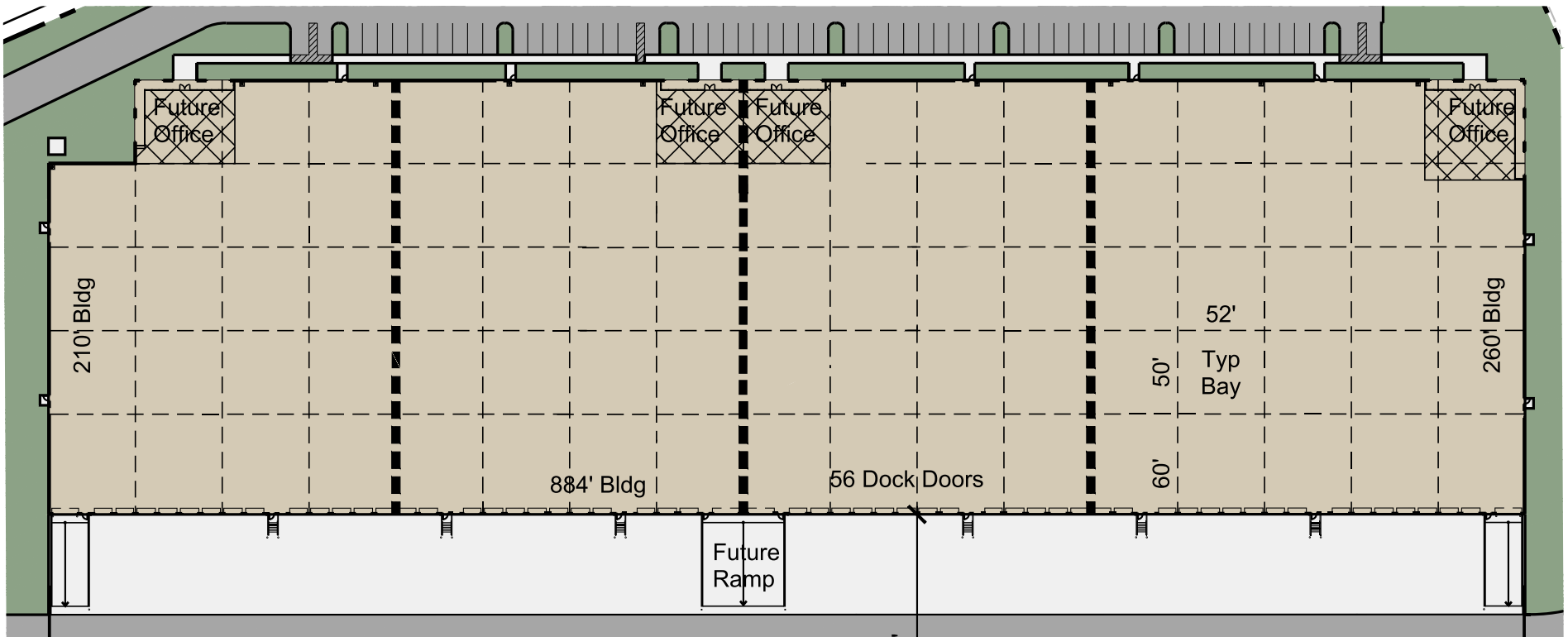
BUILDING 1 : 227,273 SF

1980 KOHLER CROSSING - NOW LEASING

SPECS:

LOADING:.....REAR LOADING
DIVISIBLE:.....20,000 SF
OFFICE:.....TO SUIT
CLEAR HEIGHT:.....32'
COLUMN SPACING:.....50' X 52'

DOCK DOORS:.....54 DOCK HIGH, 2 GRADE LEVEL RAMPS
AUTO PARKING:.....269 SPACES
TRAILER PARKING:.....79 SPACES
BUILDING DEPTH:.....260'
TRIPLE FREEPORT TAX EXEMPT



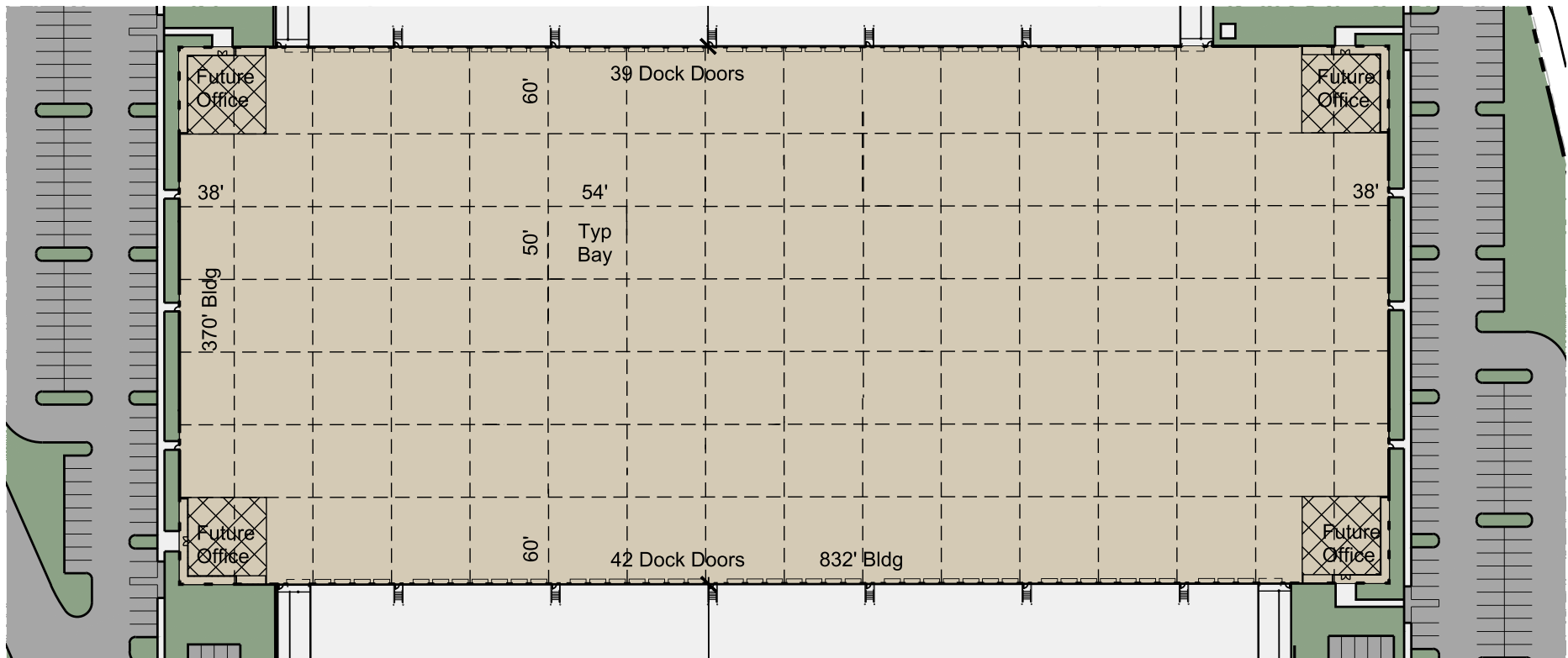
BUILDING 2 : 307,840 SF

2575 KYLE CROSSING – NOW LEASING

SPECS:

LOADING:.....CROSS DOCK
DIVISIBLE:.....50,000 SF
OFFICE:.....TO SUIT
CLEAR HEIGHT:.....36'
COLUMN SPACING:.....50' X 54'

DOCK DOORS:.....89 DOCK HIGH, 4 GRADE LEVEL RAMPS
AUTO PARKING:359 SPACES
TRAILER PARKING:114 SPACES
BUILDING DEPTH:.....370'
TRIPLE FREEPORT TAX EXEMPT



KYLE CROSSING BUSINESS PARK

LOCAL MAP



KYLE CROSSING BUSINESS PARK

STATE AND REGIONAL MAP



SAN ANTONIO

40 MILES - 42 MINUTES

DALLAS

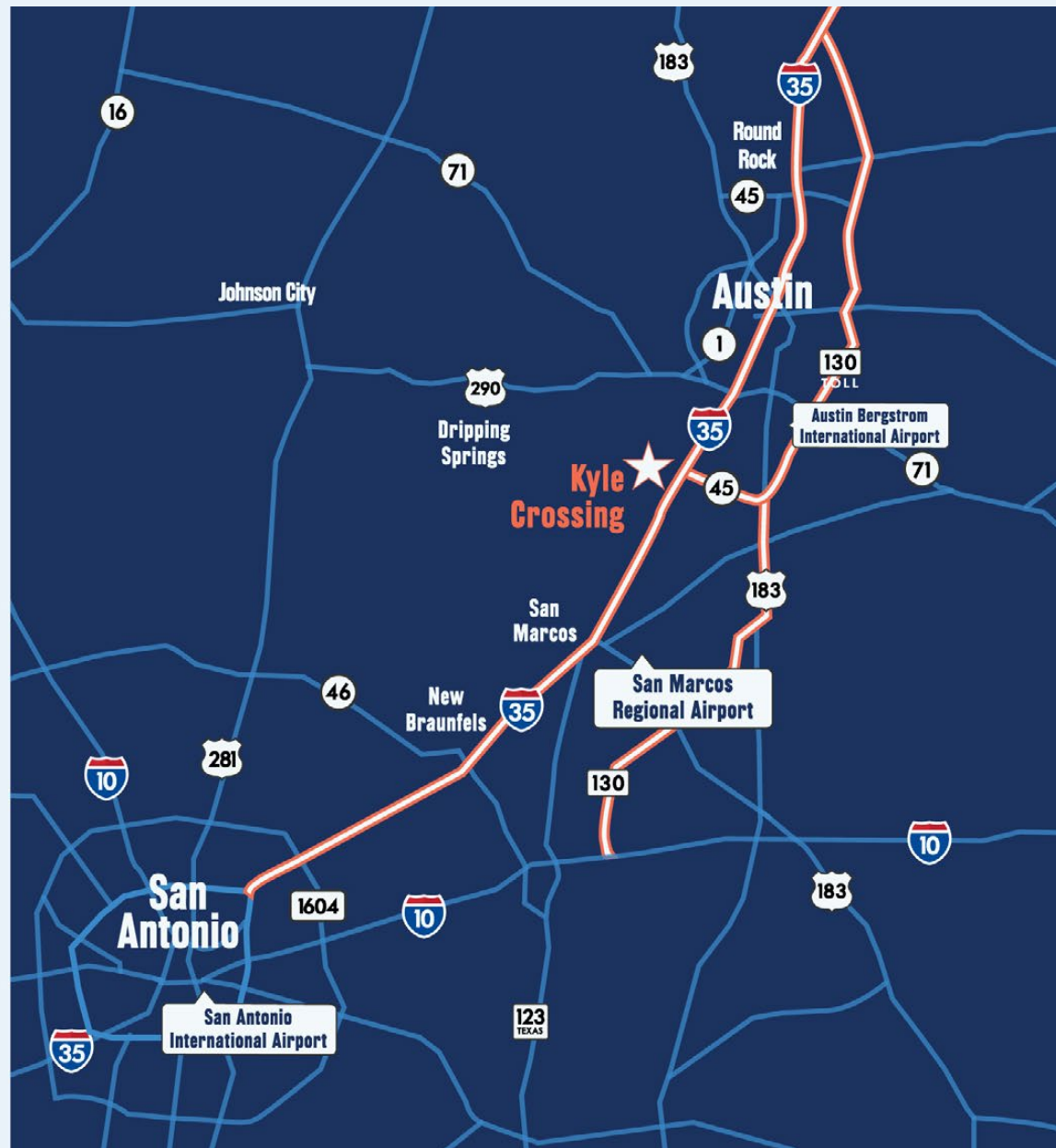
213 MILES - 3 HOUR DRIVE

AUSTIN

6 MILES - 10 MINUTES

HOUSTON

176 MILES - 2.5 HOURS



KYLE CROSSING BUSINESS PARK

LEASING INFORMATION



ACE SCHLAMEUS
Senior Vice President
512.225.2709
ace.schlameus@am.jll.com

ZANE COLE
Senior Vice President
512.225.2708
zane.cole@am.jll.com