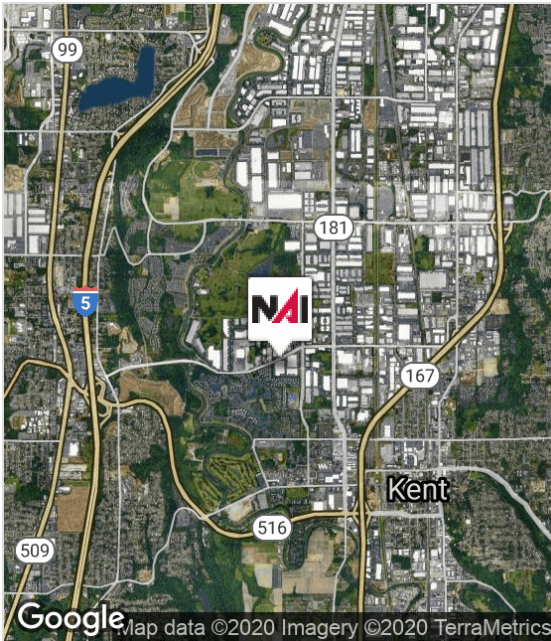


For Lease

Industrial

102,879 SF



Van Doren's @ 228th

6111 S 228th Street, Kent, WA 98032

- 102,879 total RSF
- 2,567 SF spec office (construction pending)
- 30' CH
- 12 DH (7 pit levelers) & 2 GL doors
- Fully insulated warehouse
- ESFR sprinklers
- Fenced yard
- 80+ parking stalls
- Available now
- Call for rates

For more information:

Arie Salomon, SIOR, CCIM

+1 425 586 5636 • asalomon@nai-psp.com

Jeff Forsberg, CCIM

+1 425 586 5610 • jforsberg@nai-psp.com



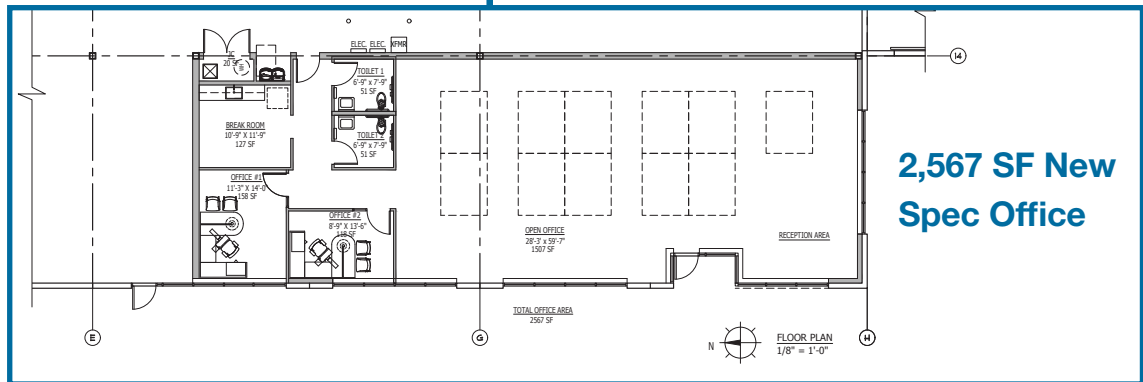
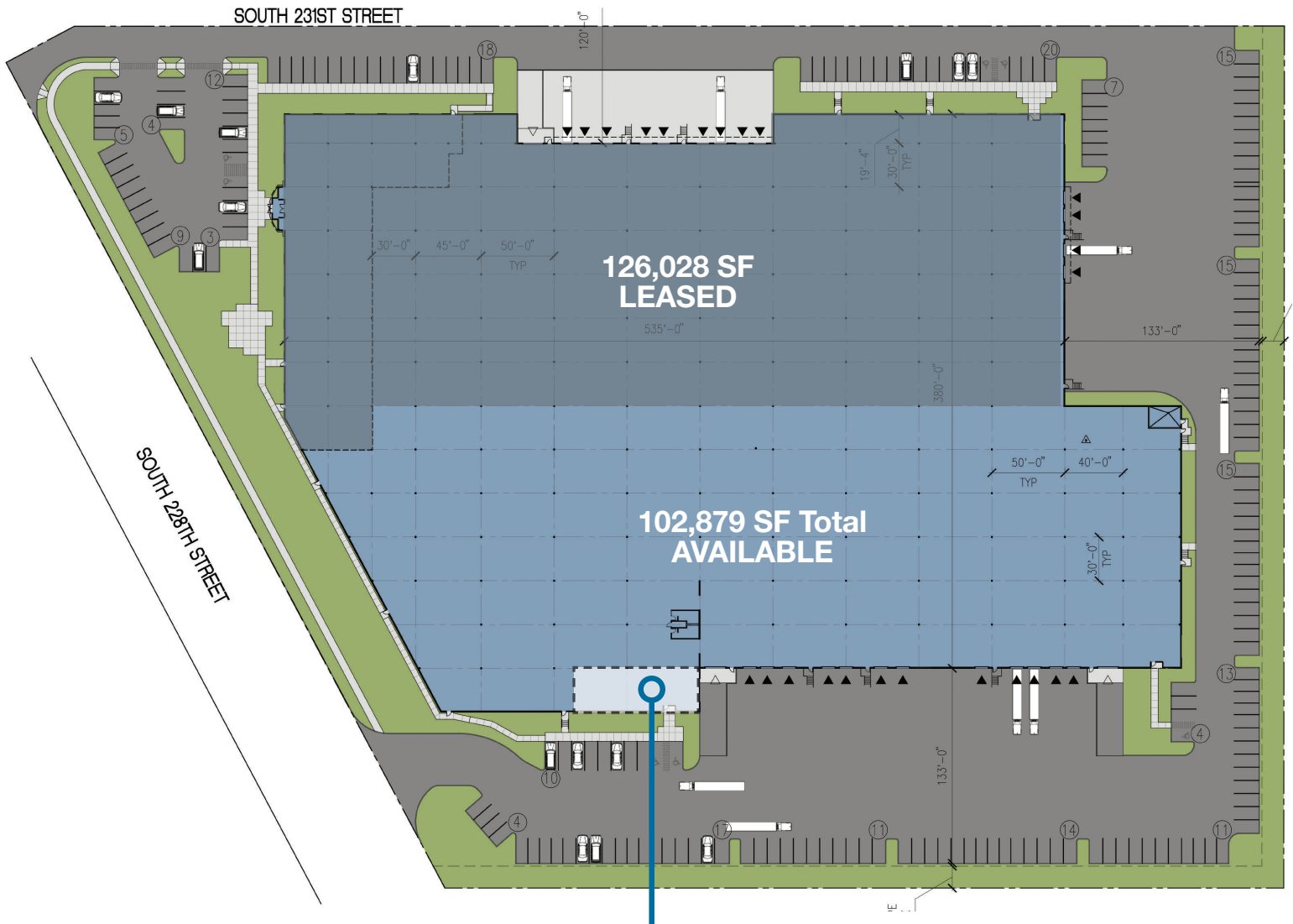
BELLEVUE | SEATTLE | TACOMA

600 108th Avenue NE, Suite 340
Bellevue, WA 98004
+1 425 586 5600
nai-psp.com

THE INFORMATION CONTAINED HEREIN HAS BEEN GIVEN TO US BY THE OWNER OF THE PROPERTY OR OTHER SOURCES WE DEEM RELIABLE, WE HAVE NO REASON TO DOUBT ITS ACCURACY, BUT WE DO NOT GUARANTEE IT. ALL INFORMATION SHOULD BE VERIFIED PRIOR TO PURCHASE OR LEASE.

Industrial for Lease

Van Doren's @ 228th



BELLEVUE | SEATTLE | TACOMA

600 108th Avenue NE, Suite 340

Bellevue, WA 98004

+1 425 586 5600

nai-psp.com

THE INFORMATION CONTAINED HEREIN HAS BEEN GIVEN TO US BY THE OWNER OF THE PROPERTY OR OTHER SOURCES WE DEEM RELIABLE, WE HAVE NO REASON TO DOUBT ITS ACCURACY, BUT WE DO NOT GUARANTEE IT. ALL INFORMATION SHOULD BE VERIFIED PRIOR TO PURCHASE OR LEASE.

Industrial for Lease

Van Doren's @ 228th



BELLEVUE | SEATTLE | TACOMA

600 108th Avenue NE, Suite 340

Bellevue, WA 98004

+1 425 586 5600

nai-psp.com

THE INFORMATION CONTAINED HEREIN HAS BEEN GIVEN TO US BY THE OWNER OF THE PROPERTY OR OTHER SOURCES WE DEEM RELIABLE, WE HAVE NO REASON TO DOUBT ITS ACCURACY, BUT WE DO NOT GUARANTEE IT. ALL INFORMATION SHOULD BE VERIFIED PRIOR TO PURCHASE OR LEASE.