

Napa Airport CENTRE

600-650 AIRPARK ROAD | NAPA, CA



Owned and
managed by:

31,313 RSF OF INDUSTRIAL SPACE | 620 AIRPARK
4,922 RSF OF OFFICE / WAREHOUSE SPACE | 630 AIRPARK

Owned and managed by:



Exclusively Listed by
The Dowling-Bracco Team of JLL




Napa Airport CENTRE

Napa Airport Centre is a **6-building**, multi-tenant, single-story **office/flex/industrial project** totaling **152,227 SF**. Strategically located adjacent to the Napa County Airport and at the gateway to the world-renown Napa Valley wine region, the project offers **effortless access** to Highways 29, 12, and 37, as well as Interstates 80 & 680. Completed in 1998, Napa Airport Centre is considered to be **one of the top projects** in the Napa market, highlighted by institutional-quality construction, a top-notch location, and a healthy list of prominent tenants.

The project currently offers **31,313 RSF** of newly converted industrial space available at **620 Airpark Road** and **4,922 RSF** of office/warehouse space available at **630 Airpark Road**. Visit www.NapaAirportCentre.com for more project and location details.

PROJECT HIGHLIGHTS



6 buildings totaling
152,227 SF



Abundant
parking



Tony's Kitchen
on-site



Adjacent to Napa
County Airport

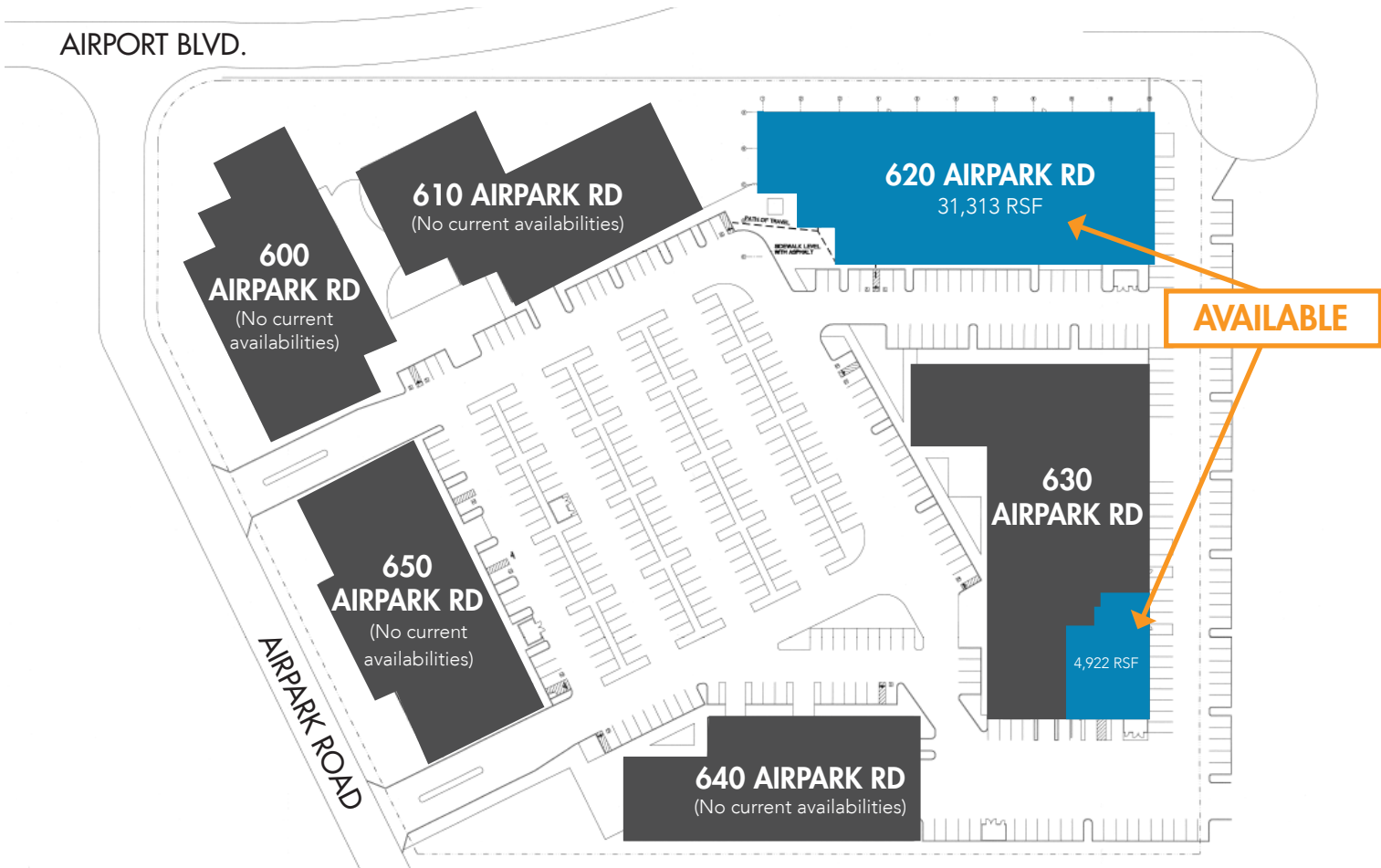


Close proximity to
Highways 29, 12,
37, I-80, & I-680

Owned and
managed by:



31,313 RSF OF INDUSTRIAL SPACE | 620 AIRPARK
4,922 RSF OF OFFICE / WAREHOUSE SPACE | 630 AIRPARK



AIRPORT BLVD.

600 AIRPARK RD
(No current availabilities)

610 AIRPARK RD
(No current availabilities)

620 AIRPARK RD
31,313 RSF

AVAILABLE

650 AIRPARK RD
(No current availabilities)

630 AIRPARK RD
4,922 RSF

AIRPARK ROAD

640 AIRPARK RD
(No current availabilities)

STRATEGIC LOCATION



Napa Airport CENTRE

DRIVE DISTANCES

PORTS & AIRPORTS	Miles
Napa Airport	0.2
Port of Benicia	21
Oakland Intermodal	31
Oakland Airport	46
Port of Oakland	51
SFO Airport	54
Port of Stockton	68

MAJOR CITIES	Miles
Napa	7
Oakland	37
San Francisco	42
Sacramento	55
Stockton	65
San Jose	81



**31,313 RSF OF BRAND NEW INDUSTRIAL
SPACE AVAILABLE AT 620 AIRPARK ROAD**



Owned and
managed by:



**4,922 RSF OF OFFICE / INDUSTRIAL SPACE
AVAILABLE AT 630 AIRPARK ROAD**



Napa Airport CENTRE

630 AIRPARK ROAD - 4,922 RSF AVAILABLE

- ±4,922 SF of office/industrial space
- Space consists of approximately 50% warehouse area
- Class 'A' quality office construction with skylights and extensive glass line
- One (1) grade-level loading door

Owned and
managed by:





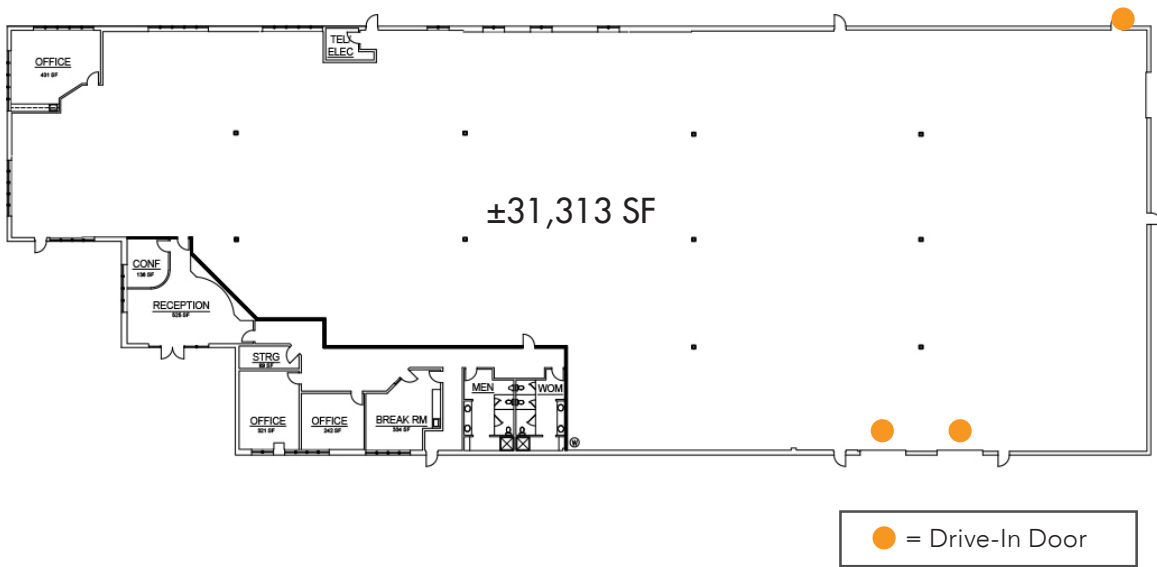
620 AIRPARK ROAD - 31,313 RSF AVAILABLE

- ±31,313 SF of newly converted industrial space
- Includes ±4,060 SF office space
- 3 Grade-level loading doors
- Potential to add one (1) dock-high door
- ±20' clear height
- 800 amps, 277/480 volt, 3-phase electrical supply
- .33 GPM over 2,000 SF sprinkler density
- ±2 per 1,000 SF parking ratio
- Building signage opportunities
- Improvements to suit

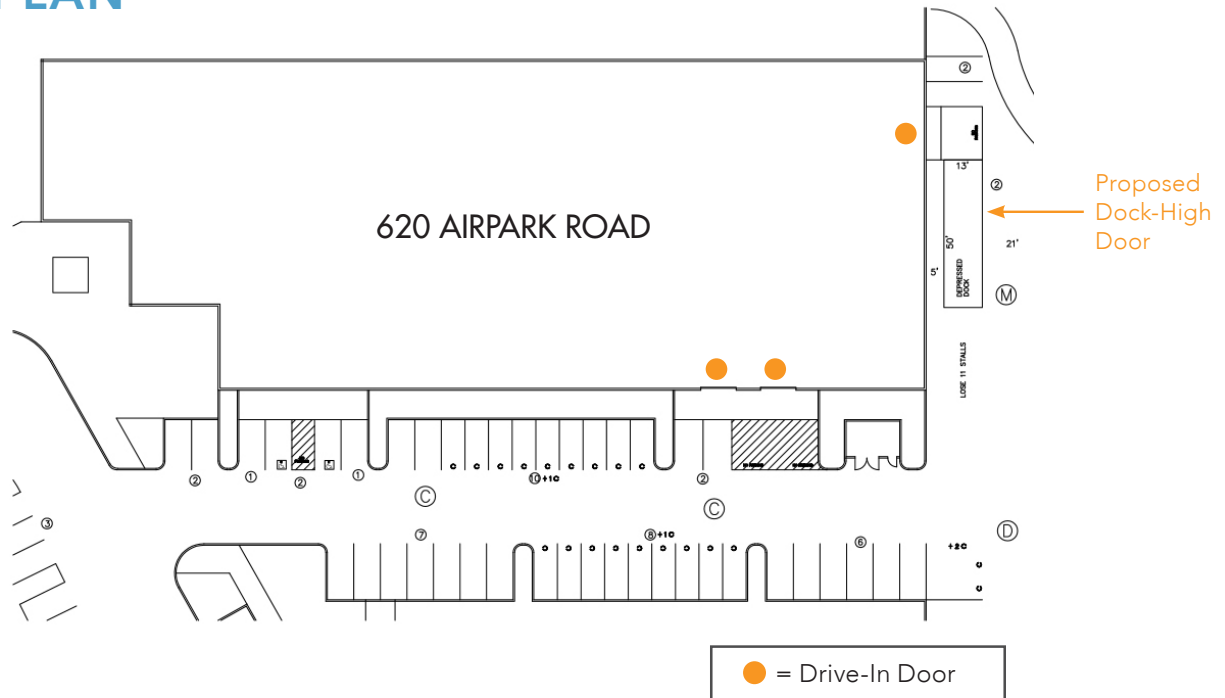
620 AIRPARK ROAD

31,313 RSF AVAILABLE

FLOOR PLAN



SITE PLAN



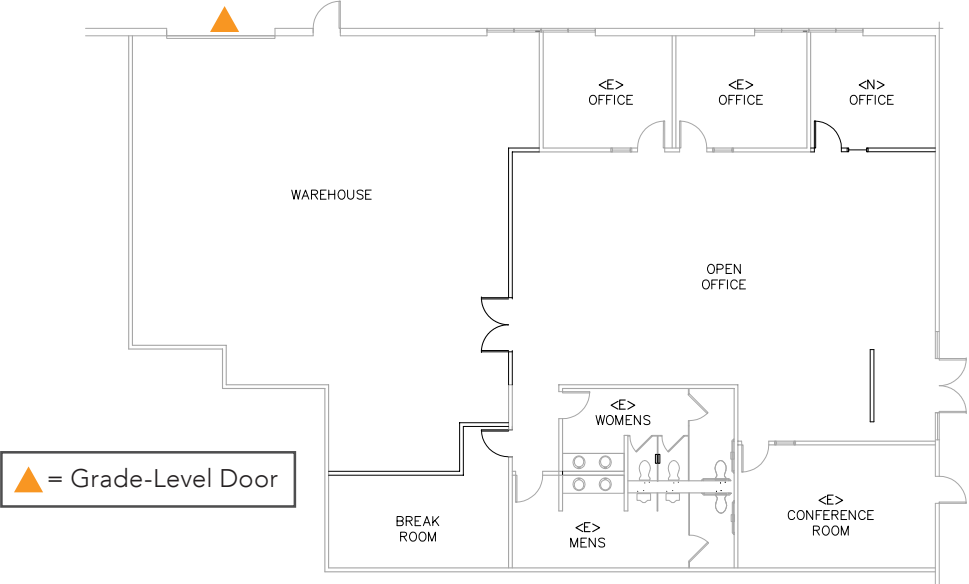
Owned and managed by:



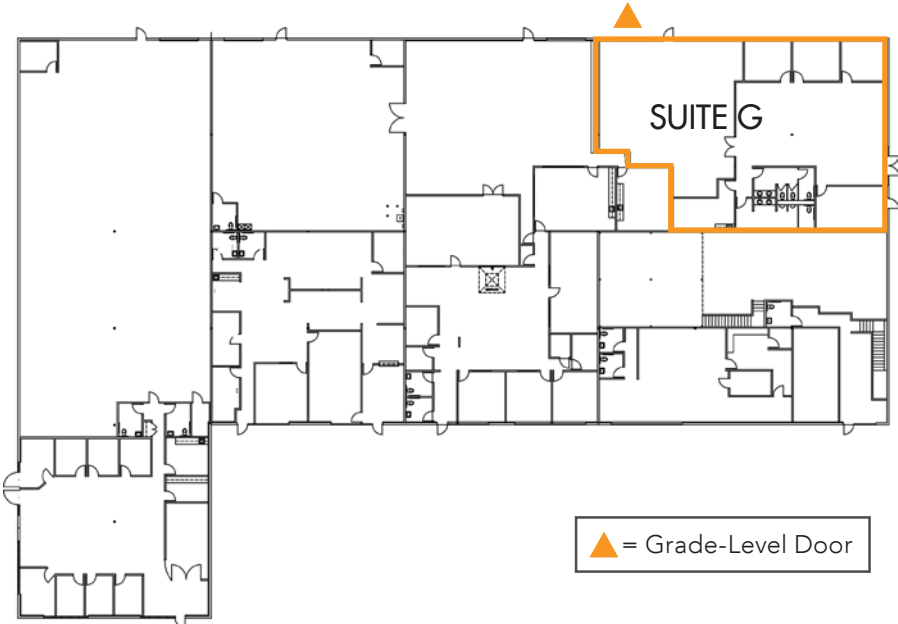
630 AIRPARK ROAD

4,922 RSF AVAILABLE

FLOOR PLAN



SITE PLAN



Napa Airport CENTRE



Owned and
managed by:



To schedule a tour or for more information, please contact:

MATT BRACCO

matt.bracco@am.jll.com
925 948 1305
RE License No: 01185434

CHRIS NEEB

chris.neeb@am.jll.com
707 495 7777
RE License No: 01324612

GLEN DOWLING

glen.dowling@am.jll.com
707 227 7800
RE License No: 00890450



© 2019 Jones Lang LaSalle IP, Inc. All rights reserved.
All information contained herein is from sources
deemed reliable; however, no representation or
warranty is made to the accuracy thereof.

The Dowling-Bracco Team of JLL

www.DBREA.com | www.JLL.com