

FOR LEASE

SWQ Federal Blvd & Euclid Ave
San Diego, California



FEATURES

- 1,000 - 4,000 SF Space Available For Lease
- High traffic counts on Hwy 94, Federal Blvd and Euclid Ave
- Strong local grocery anchored center

DON MOSER

Lic.# 00821359
858.523.2087

dmoser@retailinsite.net

BRIAN PYKE

Lic.# 01506790
858.324.6103

bpyke@retailinsite.net

MATT MOSER

Lic.# 01772051
858.523.2096

mmoser@retailinsite.net



RETAIL INSITE

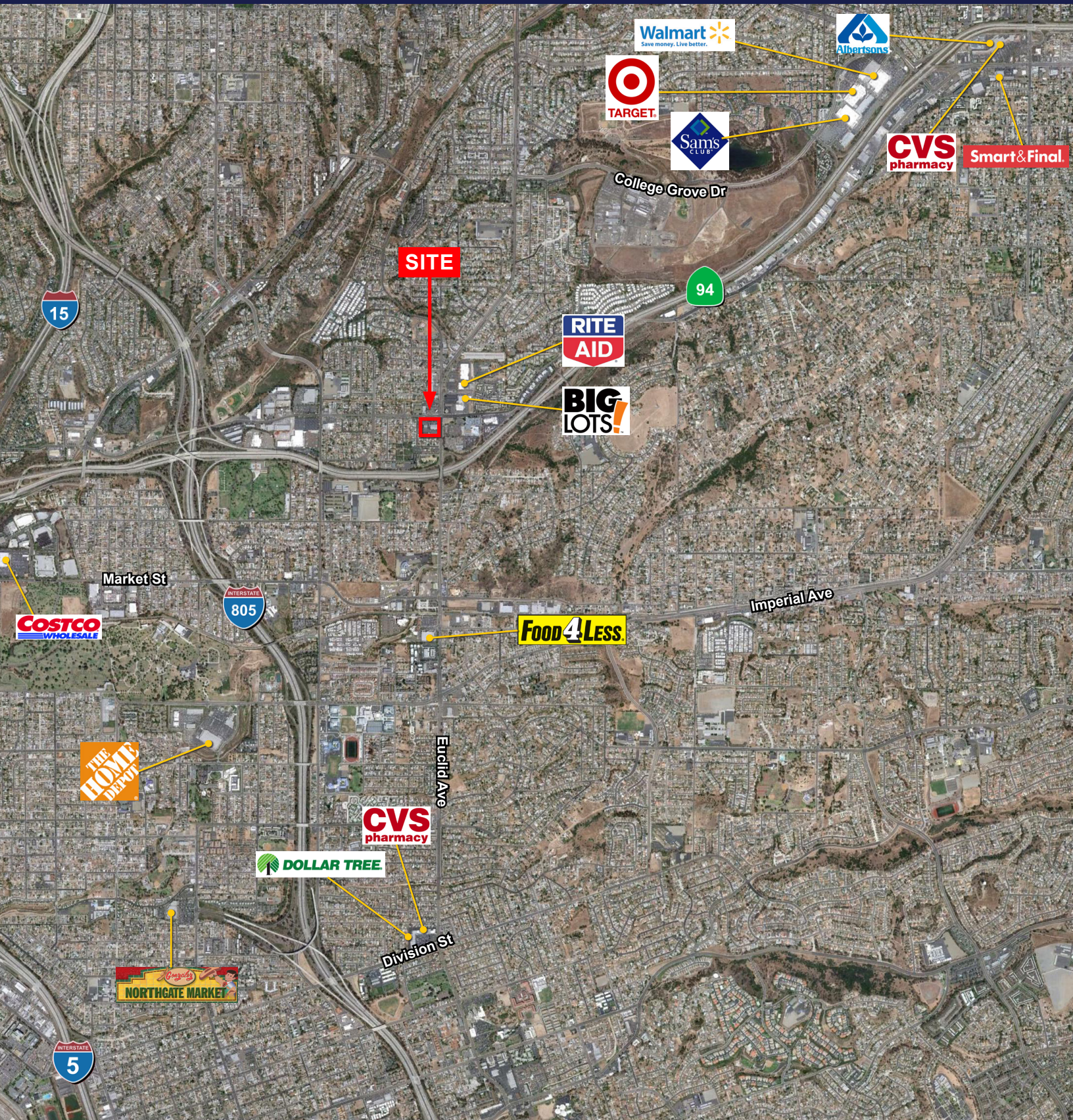
MEMBERS OF
CHAINLINKS
RETAIL ADVISORS

12264 EL CAMINO REAL STE. 202 SAN DIEGO, CA 92130 | LIC # 01206760 | T: 858 523 2090 | RETAILINSITE.NET

The information above has been obtained from sources believed to be reliable. While we do not doubt its accuracy, we have not verified it and make no guarantee, warranty or representation about it. It is your responsibility to independently confirm its accuracy and completeness. Any projections, opinions, assumptions or estimates used are for example only and do not represent the current or future performance of the property. The value of this transaction to you depends on tax and other factors which should be evaluated by your tax, financial and legal advisors. You and your advisors should conduct a careful, independent investigation of the property to determine to your satisfaction the suitability of the property for your needs.

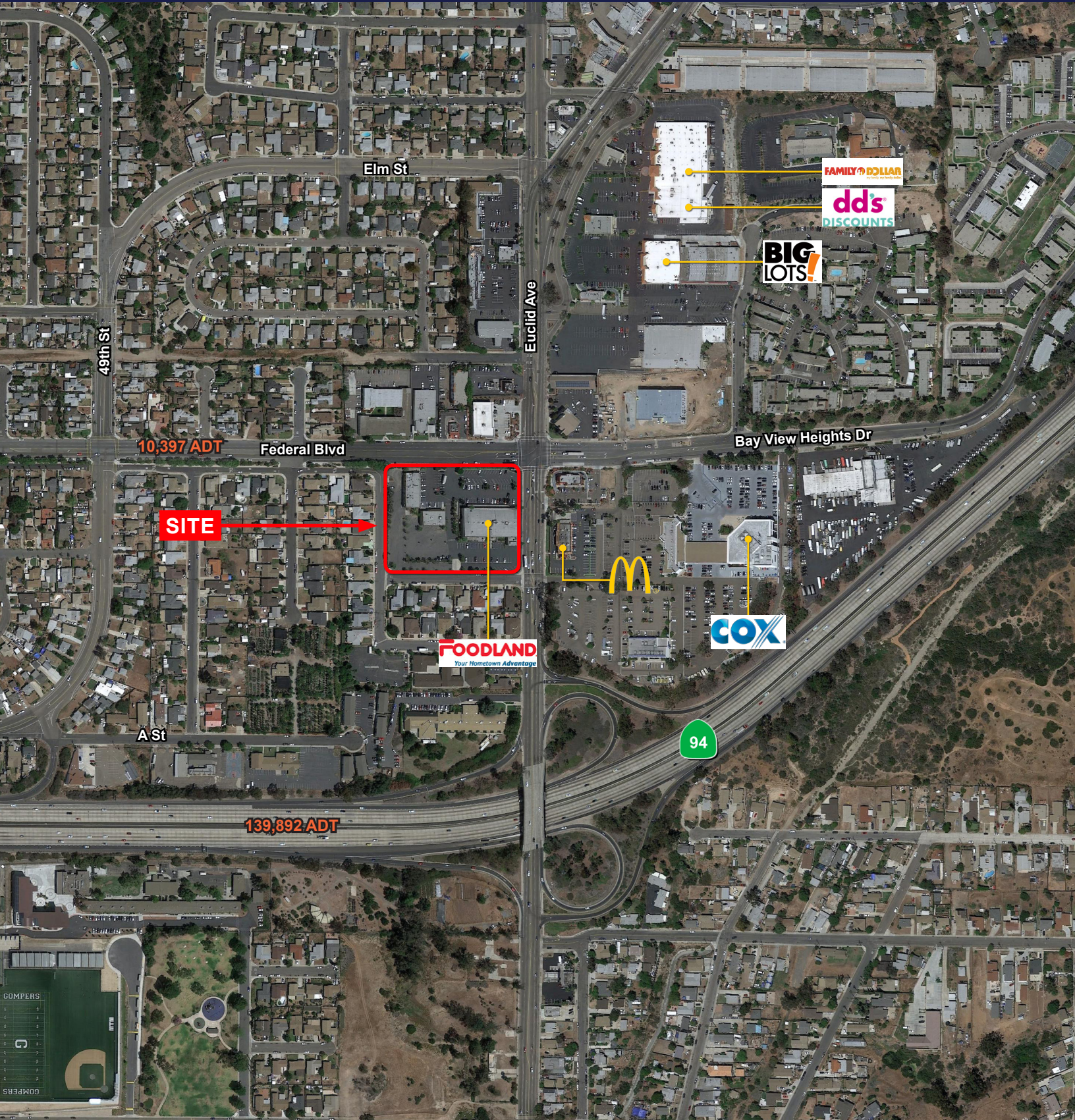
FOR LEASE

SWQ Federal Blvd & Euclid Ave
San Diego, California



FOR LEASE

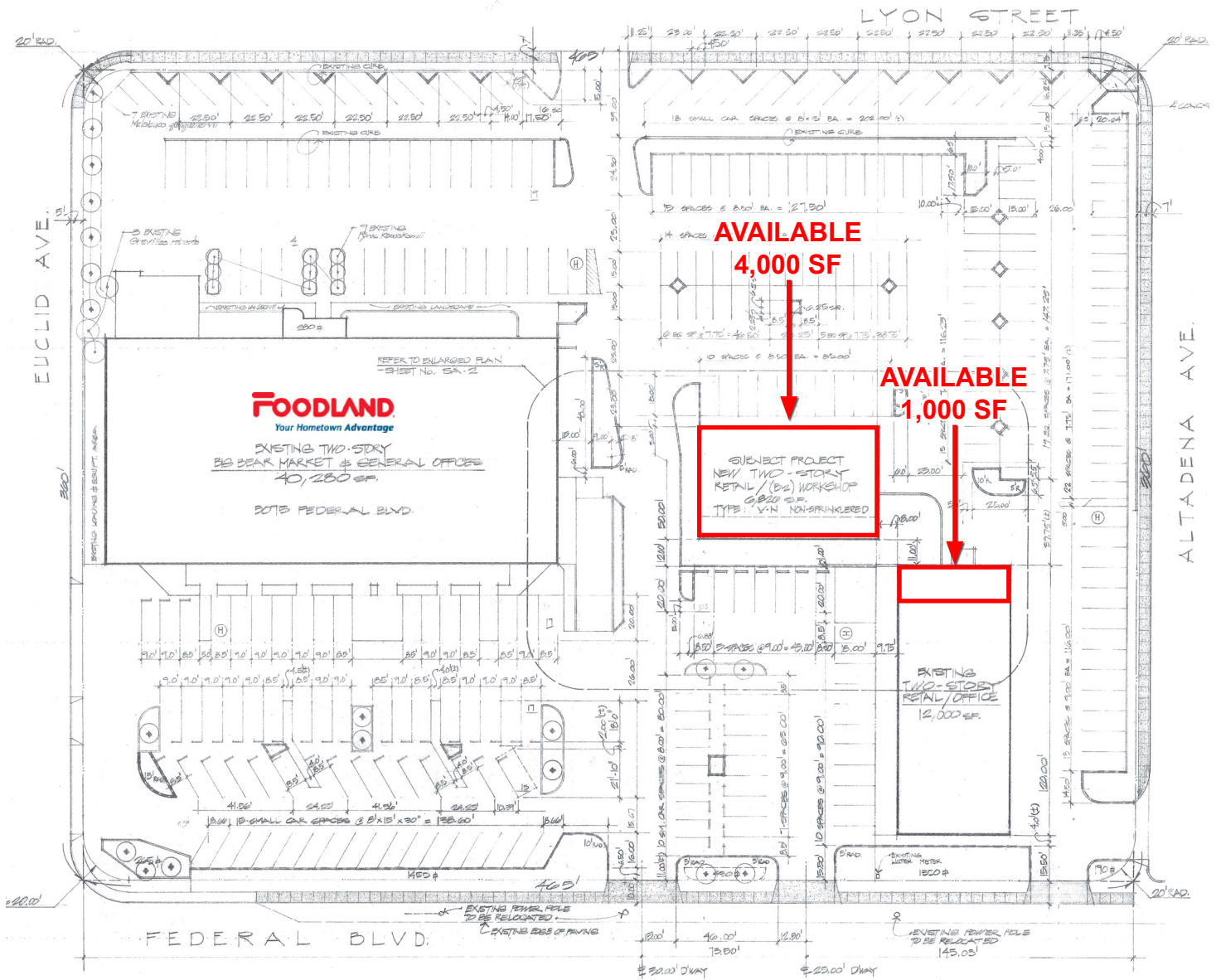
SWQ Federal Blvd & Euclid Ave
San Diego, California



FOR LEASE

SWQ Federal Blvd & Euclid Ave
San Diego, California











SITE PLAN



EXPANDED DEMOGRAPHIC PROFILE

Estimated 2016 • Calculated Using Proportional Block Groups

SWQ Federal Blvd & Euclid | San Diego, CA

 POPULATION	1 MILE	3 MILES	5 MILES
Estimated Population	22,565	115,073	306,867
Forecasted Population (2021)	23,193	120,017	318,126
 HOUSEHOLDS			
Households	6,551	31,748	92,517
 AVG HHD INCOME			
Estimated Avg Household Income	\$60,123	\$63,508	\$65,187
Avg Family Income	\$54,784	\$56,971	\$59,543
 MEDIAN HH INCOME			
Estimated Median Household Income	\$49,742	\$49,963	\$50,014
Median Family Income	\$51,432	\$48,975	\$50,257
 \$\$\$ PER CAPITA INCOME			
Est. Proj. Per Capita Income	\$17,660	\$17,705	\$19,931
 \$\$ OTHER INCOME			
Est. Proj. Median Disposable Income	\$41,948	\$42,150	\$42,017
 DAYTIME DEMOS			
Total Number of Businesses	320	1,246	4,253
Total Number of Employees	4,143	14,171	37,112
 RACE & ETHNICITY	1 MILE	3 MILES	5 MILES
White	6,135 28.4%	33,360 31.0%	107,069 37.2%
Black or African American	5,562 25.7%	21,329 19.8%	42,211 14.7%
American Indian & Alaskan Native	130 0.6%	858 0.8%	2,225 0.8%
Asian	3,247 15.0%	15,559 14.4%	42,480 14.8%
Hawaiian & Pacific Islander	143 0.7%	874 0.8%	1,935 0.7%
Other Race	4,950 22.9%	28,765 26.7%	73,951 25.7%
Two or More Races	1,433 6.6%	7,012 6.5%	17,605 6.1%
 AGE DISTRIBUTION			
Median Age	34.03 yrs	33.49 yrs	33.83 yrs
 HOUSING			
Total Housing Units	6,679	31,811	93,065