


# MERIDIAN CAMPUS CORPORATE PARK

9925 POLARIS LANE NE / LACEY, WA 98516

Up to 198,501 SF  
AVAILABLE FOR LEASE





# PROPERTY HIGHLIGHTS



63 Dock doors and 3 drive-in doors;  
22 edge of dock levelers and  
8 pit levelers



±210 Parking stalls



30' Clear height;  
ESFR Sprinklers



100% insulated and  
energy efficient LED lighting



Double loaded



2,000 Amps power



Standalone corporate identity



Ability to secure a portion  
of the building

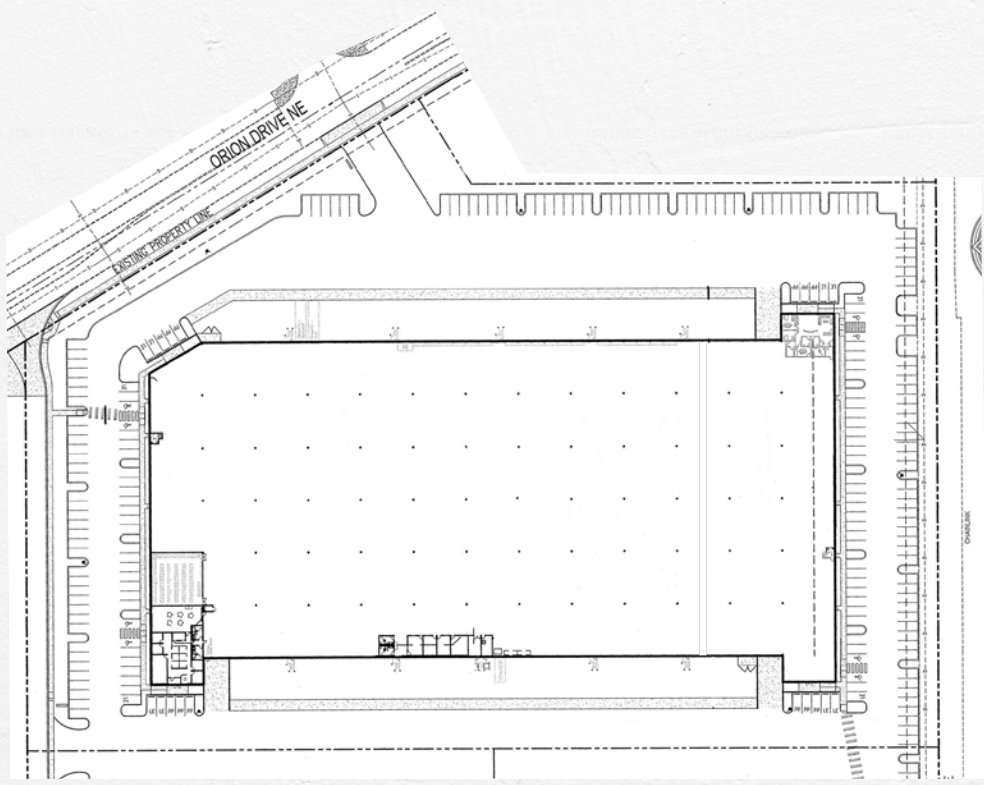


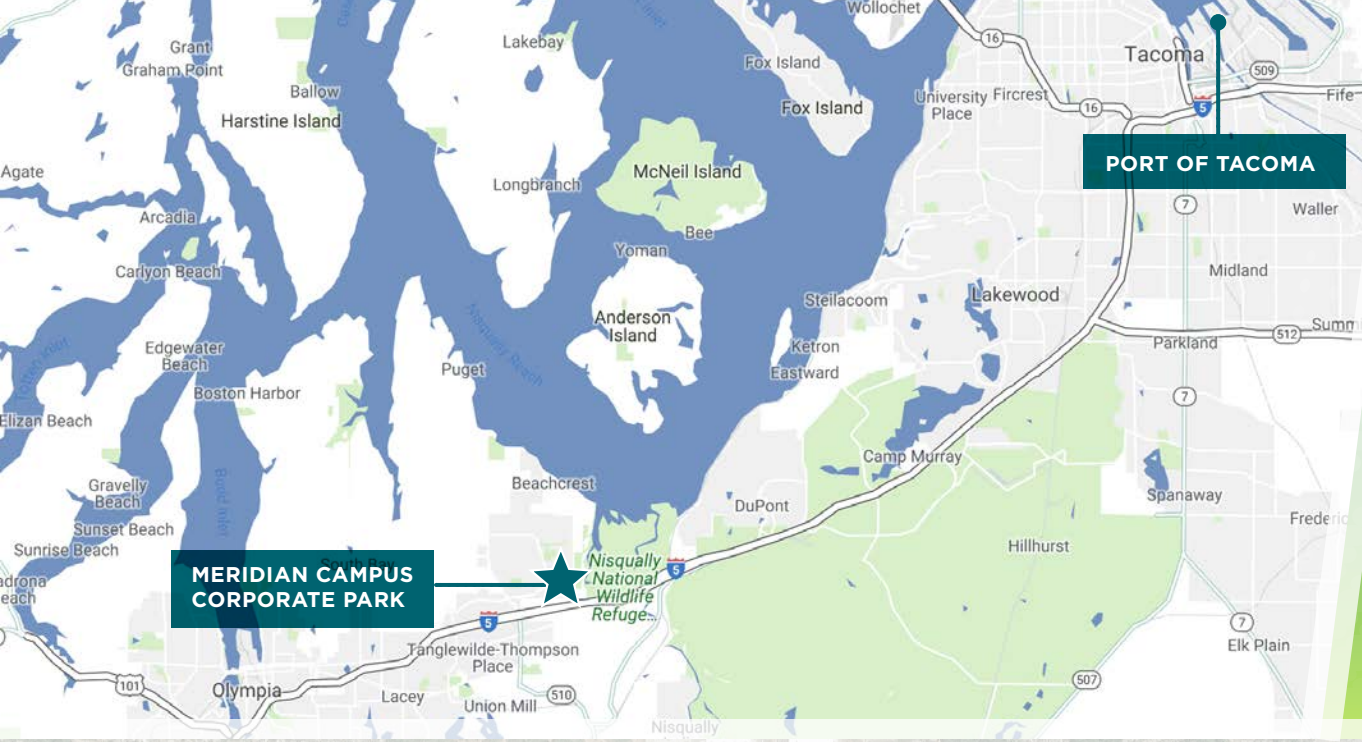
Call Brokers for pricing

## OFFICE

A	3,820 RSF
B	1,960 RSF
C	1,480 RSF

## FLOOR PLAN 198,501 SF - SHELL





# REGIONAL CONNECTIVITY



# MERIDIAN CAMPUS CORPORATE PARK

9925 POLARIS LANE NE / LACEY, WA 98516

## CONTACT

### ANDREW HITCHCOCK

Senior Vice President  
+1 206 442 2719  
+1 206 790 2211 (cell)  
andrew.hitchcock@cbre.com

### MONTE DECKER

Senior Vice President  
+1 253 596 0041  
+1 253 380 2390 (cell)  
monte.decker@cbre.com

### CHRIS COWLES

Senior Associate  
+1 253 596 0048  
+1 206 920 1010 (cell)  
chris.cowles@cbre.com



© 2020 CBRE, Inc. All rights reserved. This information has been obtained from sources believed reliable, but has not been verified for accuracy or completeness. Any projections, opinions, or estimates are subject to uncertainty. The information may not represent the current or future performance of the property. You and your advisors should conduct a careful, independent investigation of the property and verify all information. Any reliance on this information is solely at your own risk. CBRE and the CBRE logo are service marks of CBRE, Inc. and/or its affiliated or related companies in the United States and other countries. All other marks displayed on this document are the property of their respective owners. Photos herein are the property of their respective owners and use of these images without the express written consent of the owner is prohibited. PMStudio\_March2020