

PILOT

PROPERTY GROUP

VACANT LAND FOR SALE

23937 21 MILE ROAD, MACOMB TOWNSHIP, MI

PROPERTY HIGHLIGHTS:

- 85.17 Acres Available
- Zoned R1 (Residential)
- All Utilities Available
- L'Anse Creuse School District
- Sale Price: \$4,200,000 (\$49,313/acre)

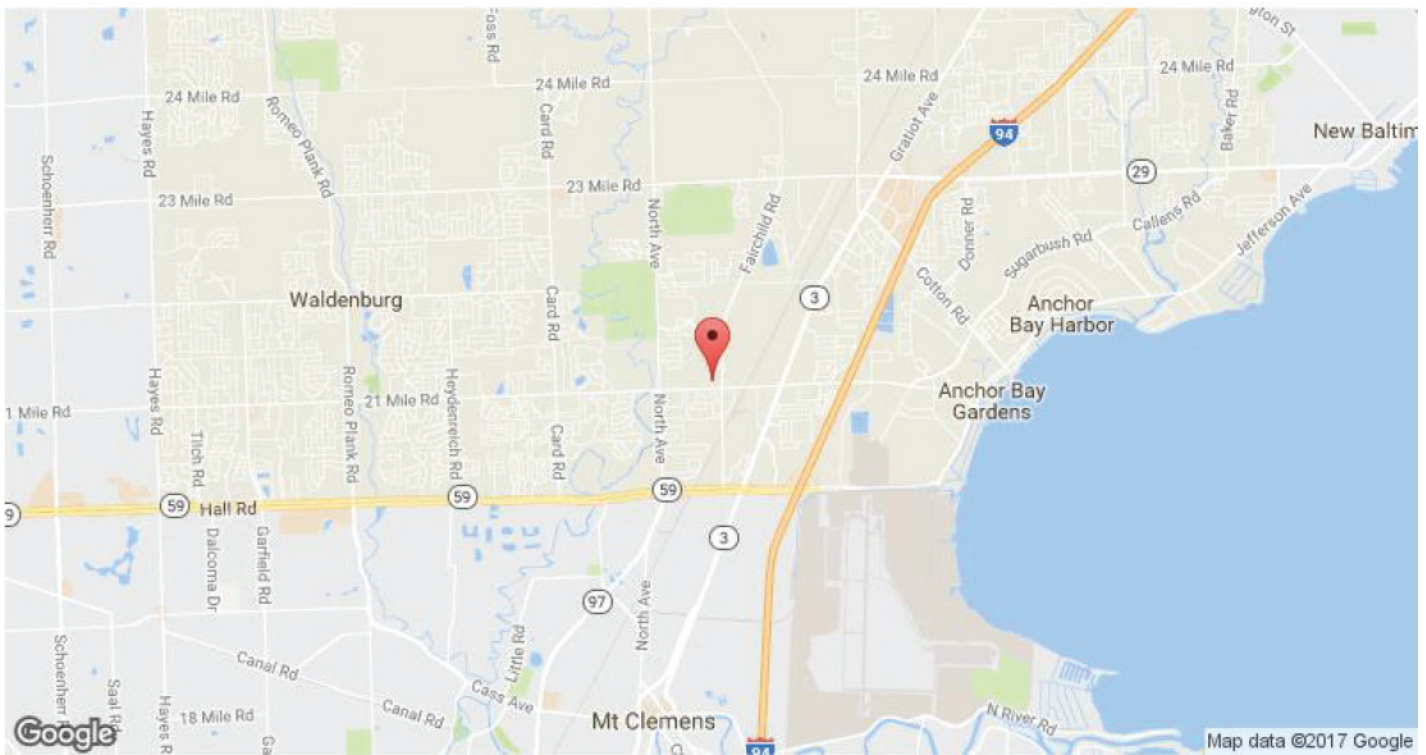
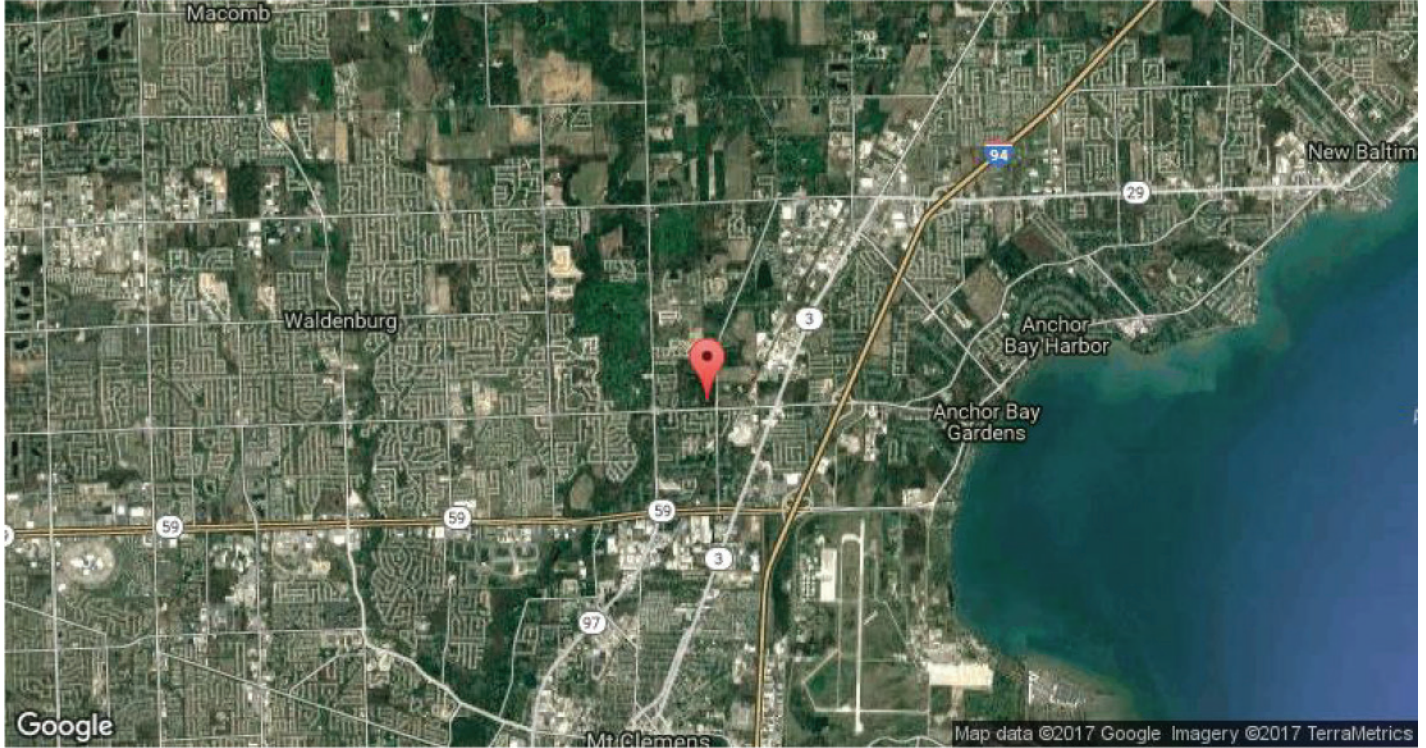
AGENT CONTACT INFO

TONY CAVATAIO O: 586.254.0900 x107 • C: 586.291.6968 • tcavataio@pilotpg.com

Matching the right people to the right place.

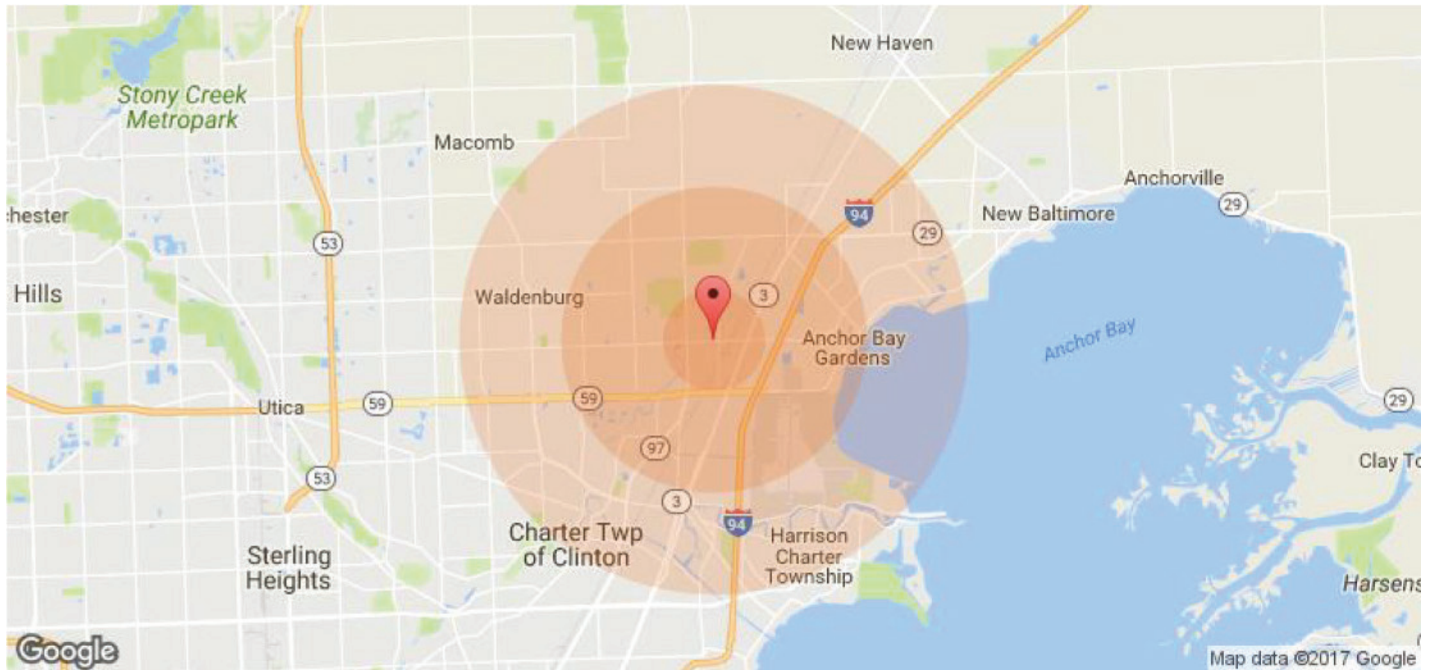
44400 Van Dyke, Suite 101, Sterling Heights, MI 48314 • 586.254.0900 • www.pilotpg.com

LOCATION MAPS



Matching the right people to the right place.

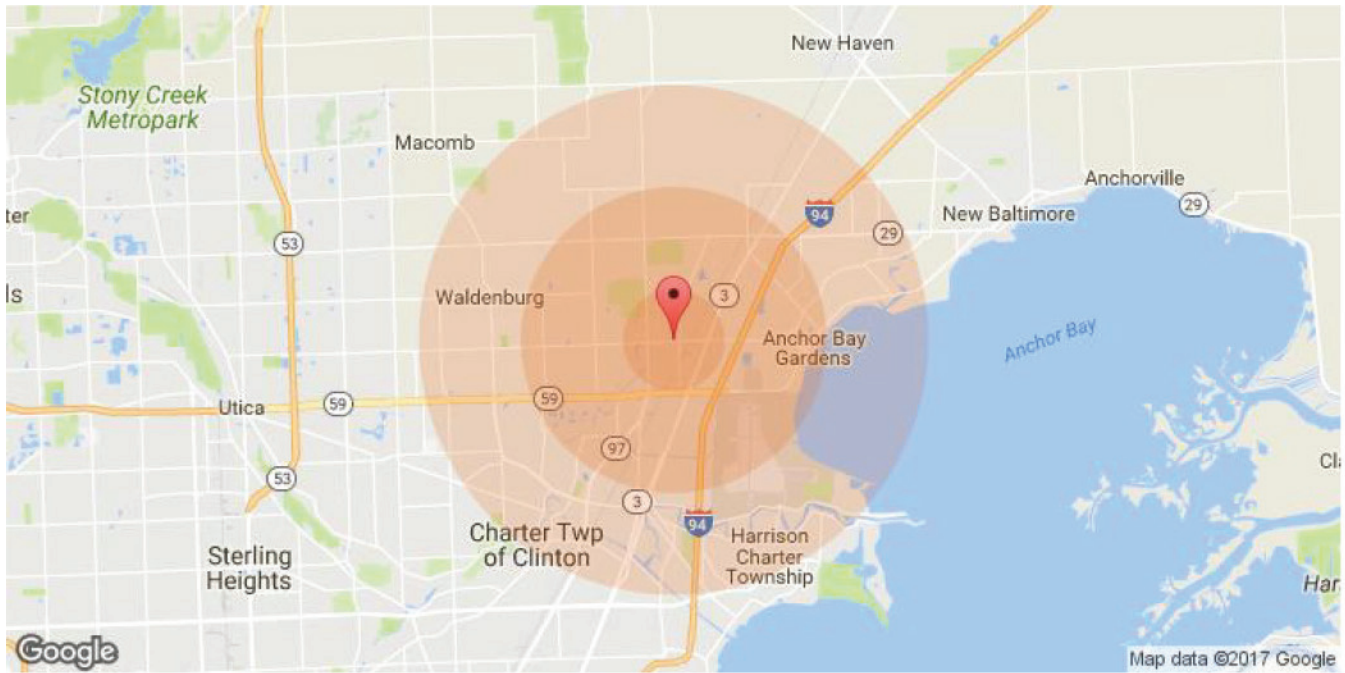
DEMOGRAPHICS



<u>Population Characteristic</u>	<u>1 Mile</u>	<u>3 Mile</u>	<u>5 Mile</u>	<u>Household Income</u>	<u>1 Mile</u>	<u>3 Mile</u>	<u>5 Mile</u>
Ages 0-4	288	2,812	7,902	Median Household Income	\$70,308	\$49,909	\$62,098
Ages 5-9	382	3,915	10,748	< \$10000	145	1,015	2,917
Ages 10-14	414	4,062	11,127	\$10000-\$14999	54	842	2,158
Ages 15-19	432	4,015	11,226	\$15000-\$19999	42	759	2,496
Ages 20-24	411	3,632	10,479	\$20000-\$24999	62	806	2,549
Ages 25-29	375	3,208	9,516	\$25000-\$29999	25	719	2,668
Ages 30-34	333	3,126	9,088	\$30000-\$34999	21	740	2,341
Ages 35-39	332	3,429	9,551	\$35000-\$39999	80	904	2,353
Ages 40-44	386	3,904	10,684	\$40000-\$44999	9	732	2,645
Ages 45-49	445	4,114	11,497	\$45000-\$49999	100	884	2,290
Ages 50-54	463	3,936	11,475	\$50000-\$60000	171	1,387	4,640
Ages 55-59	407	3,479	10,473	\$60000-\$74000	213	1,675	5,691
Ages 60-64	319	2,787	8,787	\$75000-\$99999	613	3,585	9,410
Ages 65-69	226	2,095	6,810	\$100000-\$124999	218	2,540	6,640
Ages 70-74	160	1,529	5,124	\$125000-\$149999	149	1,019	3,949
Ages 75-79	114	1,048	3,570	\$150000-\$199999	53	915	3,343
Ages 80-84	75	670	2,304	> \$200000	13	288	1,389
<u>Race Characteristic</u>	<u>1 Mile</u>	<u>3 Mile</u>	<u>5 Mile</u>	<u>Characteristic Housing</u>	<u>1 Mile</u>	<u>3 Mile</u>	
Non Hispanic White	5,429	45,003	135,223	Housing Units	2,127	20,761	
Population Black	162	5,831	13,774	Occupied Housing Units	2,033	18,532	
Population Am In/AK Nat	N/A	19	58	Owner Occupied Housing Units	1,886	14,445	
				Renter Occupied Housing Units	147	4,087	
				Vacant Housing Units	94	2,229	

Matching the right people to the right place.

DEMOGRAPHICS CONTINUED



Population	1 Mile	3 Mile	5 Mile
Male	2,795 (49.46 %)	26,951 (51.24 %)	76,832 (50.07 %)
Female	2,856 (50.54 %)	25,647 (48.76 %)	76,627 (49.93 %)
Total Population	5,651	52,598	153,459
Age Breakdown	1 Mile	3 Mile	5 Mile
Ages 0-4	288 (5.10 %)	2,812 (5.35 %)	7,902 (5.15 %)
Ages 5-9	382 (6.76 %)	3,915 (7.44 %)	10,748 (7.00 %)
Ages 10-14	414 (7.33 %)	4,062 (7.72 %)	11,127 (7.00 %)
Ages 15-19	432 (7.64 %)	4,015 (7.63 %)	11,226 (7.32 %)
Ages 20-24	411 (7.27 %)	3,632 (6.91 %)	10,479 (6.83 %)
Ages 25-29	375 (6.64 %)	3,208 (6.10 %)	9,516 (6.20 %)
Ages 30-34	333 (5.89 %)	3,126 (5.94 %)	9,088 (5.92 %)
Ages 35-39	332 (5.88 %)	3,429 (6.52 %)	9,551 (6.22 %)
Ages 40-44	386 (6.83 %)	3,904 (7.42 %)	10,684 (6.96 %)
Ages 45-49	445 (7.87 %)	4,114 (7.82 %)	11,497 (7.49 %)
Ages 50-54	463 (8.19 %)	3,936 (7.48 %)	11,475 (7.48 %)
Ages 55-59	407 (7.20 %)	3,479 (6.61 %)	10,473 (6.82 %)
Ages 60-64	319 (5.65 %)	2,787 (5.30 %)	8,787 (5.73 %)
Ages 65-69	226 (4.00 %)	2,095 (3.98 %)	6,810 (4.44 %)
Ages 70-74	160 (2.83 %)	1,529 (2.91 %)	5,124 (3.34 %)
Ages 75-79	114 (2.02 %)	1,048 (1.99 %)	3,570 (2.33 %)
Ages 80-84	75 (1.33 %)	670 (1.27 %)	2,304 (1.50 %)
Ages 85+	89 (1.57 %)	837 (1.59 %)	3,098 (2.02 %)

Matching the right people to the right place.

DEMOGRAPHICS CONTINUED

<u>Household Income</u>	<u>1 Mile</u>	<u>3 Mile</u>	<u>5 Mile</u>
Median Income	\$70,308	\$49,909	\$62,098
Less than \$10,000	145	1,015	2,917
\$10,000 - \$14,999	54	842	2,158
\$15,000 - \$19,999	42	759	2,496
\$20,000 - \$24,999	62	806	2,549
\$25,000 - \$29,999	25	719	2,668
\$30,000 - \$34,999	21	740	2,341
\$35,000 - \$39,999	80	904	2,353
\$40,000 - \$44,999	9	732	2,645
\$45,000 - \$49,999	100	884	2,290
\$50,000 - \$59,999	171	1,387	4,640
\$60,000 - \$74,999	213	1,675	5,691
\$75,000 - \$99,999	613	3,585	9,410
\$100,000 - \$124,999	218	2,540	6,640
\$125,000 - \$149,999	149	1,019	3,949
\$150,000 - \$199,999	53	915	3,343
Greater than \$200,000	13	288	1,389
<u>Housing</u>	<u>1 Mile</u>	<u>3 Mile</u>	<u>5 Mile</u>
Housing Units	2,127	20,761	61,806
Occupied Units	2,033	18,532	56,936
Owner Occupied Units	1,886	14,445	45,740
Renter Occupied Units	147	4,087	11,196
Vacant Units	94	2,229	4,870
<u>Race Demographics</u>	<u>1 Mile</u>	<u>3 Mile</u>	<u>5 Mile</u>
Population Non Hispanic White	5,429	45,003	135,223
Population Black	162	5,831	13,774
Population Am In/Ak Nat	N/A	19	58

Matching the right people to the right place.