

Des Moines Creek Business Park

Phase IV

21215 Pacific Hwy S
Des Moines, WA

For Lease

246,108 Total SF

One Building
Available May 2018



dmcbp4.com

Divisible to 1-4 tenants or
approximately 50,000 SF

Great access to freeways

Concrete tilt construction;
reinforced slab

36' clear height

Dock-high / grade-level loading

ESFR fire protection

±47 trailer stalls

Building B: ±31 DH

2,000 amp electrical service

T-5 warehouse lighting;

LED exterior wall pack lighting

50' x 50' typical column spacing

Located across the street from new
FAA development and renowned
Des Moines Creek Business Park

Call for pricing

Developed by:

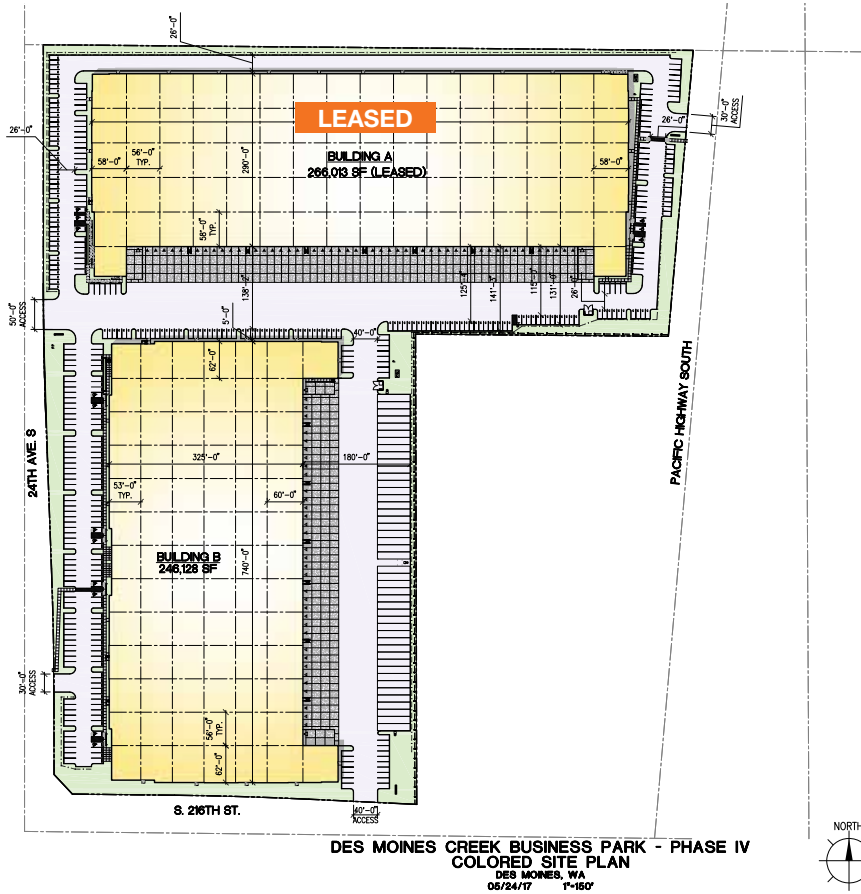


Contact

Chris Corr, SIOR
206.248.7324
ccorr@kiddermathews.com

Peter Wooding
206.248.7301
pwooding@kiddermathews.com

Des Moines Creek Business Park - Site Plan



GENERAL INFORMATION:

BUILDING "A"	
PARKING STALLS PROVIDED	= ±189
▼ DOCK DOORS PROVIDED	= ±45
▽ DRIVE-IN DOORS PROVIDED	= 2
BUILDING "B"	
PARKING STALLS PROVIDED	= ±208
▼ DOCK DOORS PROVIDED	= ±34
▽ DRIVE-IN DOORS PROVIDED	= 2

05/26/17 - 3:48pm X:\152792\Parmitbox\Des Moines Pumping Base (SITE)-Color.dwg



DES MOINES CREEK BUSINESS PARK - PHASE IV
 COLORED SITE PLAN
 DES MOINES, IA
 05/24/17 1"=150'

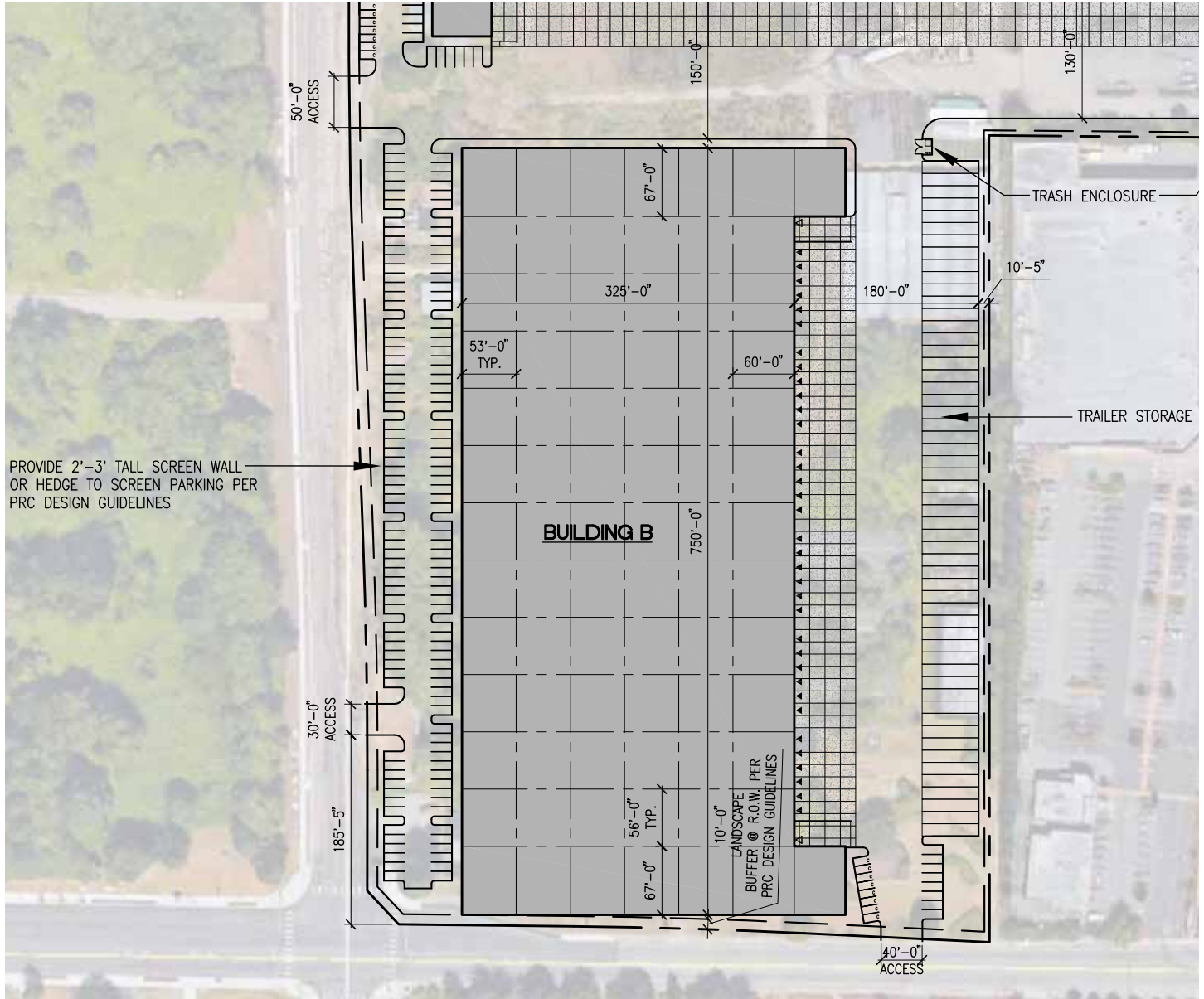


Contact

Chris Corr, SIOR
 206.248.7324
 ccorr@kiddermathews.com

Peter Wooding
 206.248.7301
 pwooding@kiddermathews.com

Des Moines Creek Business Park - Site Plan

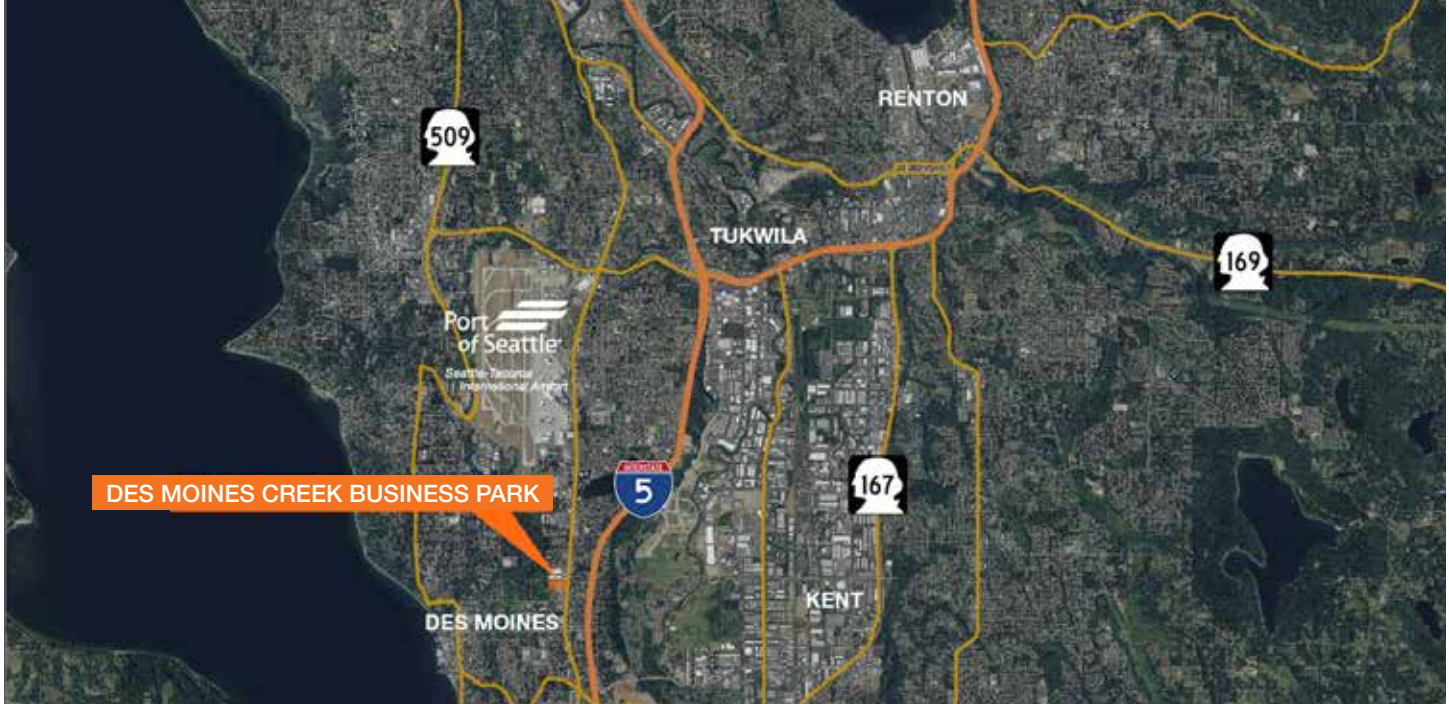


Contact

Chris Corr, SIOR
 206.248.7324
 ccorr@kiddermathews.com

Peter Wooding
 206.248.7301
 pwooding@kiddermathews.com

Des Moines Creek Business Park



DRIVE TIMES	
DES MOINES CREEK BUSINESS PARK TO	MINUTES:
Downtown Bellevue	25 minutes
Port of Seattle	20 minutes
Port of Tacoma	25 minutes
4103 142ND AVENUE E, SUMNER, WA TO	MINUTES:
Downtown Bellevue	45 minutes
Port of Seattle	45 minutes
Port of Tacoma	25 minutes
20403 68TH AVENUE SOUTH, KENT TO	MINUTES:
Downtown Bellevue	25 minutes
Port of Seattle	25 minutes
Port of Tacoma	30 minutes

Contact

Chris Corr, SIOR
 206.248.7324
 ccorr@kiddermathews.com

Peter Wooding
 206.248.7301
 pwooding@kiddermathews.com

Des Moines Creek Business Park - Ease of Access



TIME TO ON-RAMPS	
I-5 via South 200th St	3 min
SR-516 via Hwy-99	4 min
Southern Tarmac Entrance via Hwy-99	4 min
Northern Tarmac Entrance via Hwy-99	6 min
SR-509 via Des Moines Memorial Dr	5 min

Mass Transit Access

10 King County Metro bus stops within a 0.5 mile distance of Pacific Ridge Industrial Park

Link Light Rail

Future Angle Lake Light Rail Station estimated for completion in 2016

Contact

Chris Corr, SIOR
206.248.7324
ccorr@kiddermathews.com

Peter Wooding
206.248.7301
pwooding@kiddermathews.com