



# Available **Retail Pad For Lease**

User / Owner Opportunity

777 Lawrence Expressway, Santa Clara, CA

**James Chung**  
Executive Managing Director

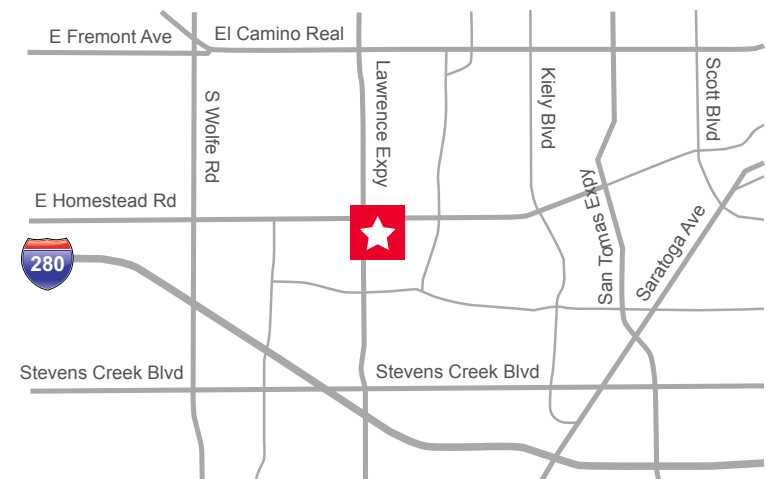
+1 408 436 3630  
james.chung@cushwake.com  
LIC #01408190

**Sam Tallman**  
Associate

+1 408 436 3665  
sam.tallman@cushwake.com  
LIC #01935917

300 Santana Row, Fifth Floor  
San Jose, CA 95128  
main +1 408 615 3400  
fax +1 408 615 3444  
**cushmanwakefield.com**

Cushman & Wakefield Copyright 2015. No warranty or representation, express or implied, is made to the accuracy or completeness of the information contained herein, and same is submitted subject to errors, omissions, change of price, rental or other conditions, withdrawal without notice, and to any special listing conditions imposed by the property owner(s). As applicable, we make no representation as to the condition of the property (or properties) in question.



777

# LAWRENCE EXPRESSWAY



## FEATURES



## Project Highlights

- + 6,010 Square Feet Available
- + Prime End Cap Space
- + User/Owner Opportunity
- + Pylon Signage on Lawrence Expressway
- + Traffic Counts: 66,560 ADT on Lawrence Expressway
- + Traffic Counts: 22,448 ADT on Homestead
- + Asking rate: Please Inquire With Broker
- + Located across the Street from Kaiser Medical Center (4,500 employees)
- + Less than 1/2 mile from the

## Demographics

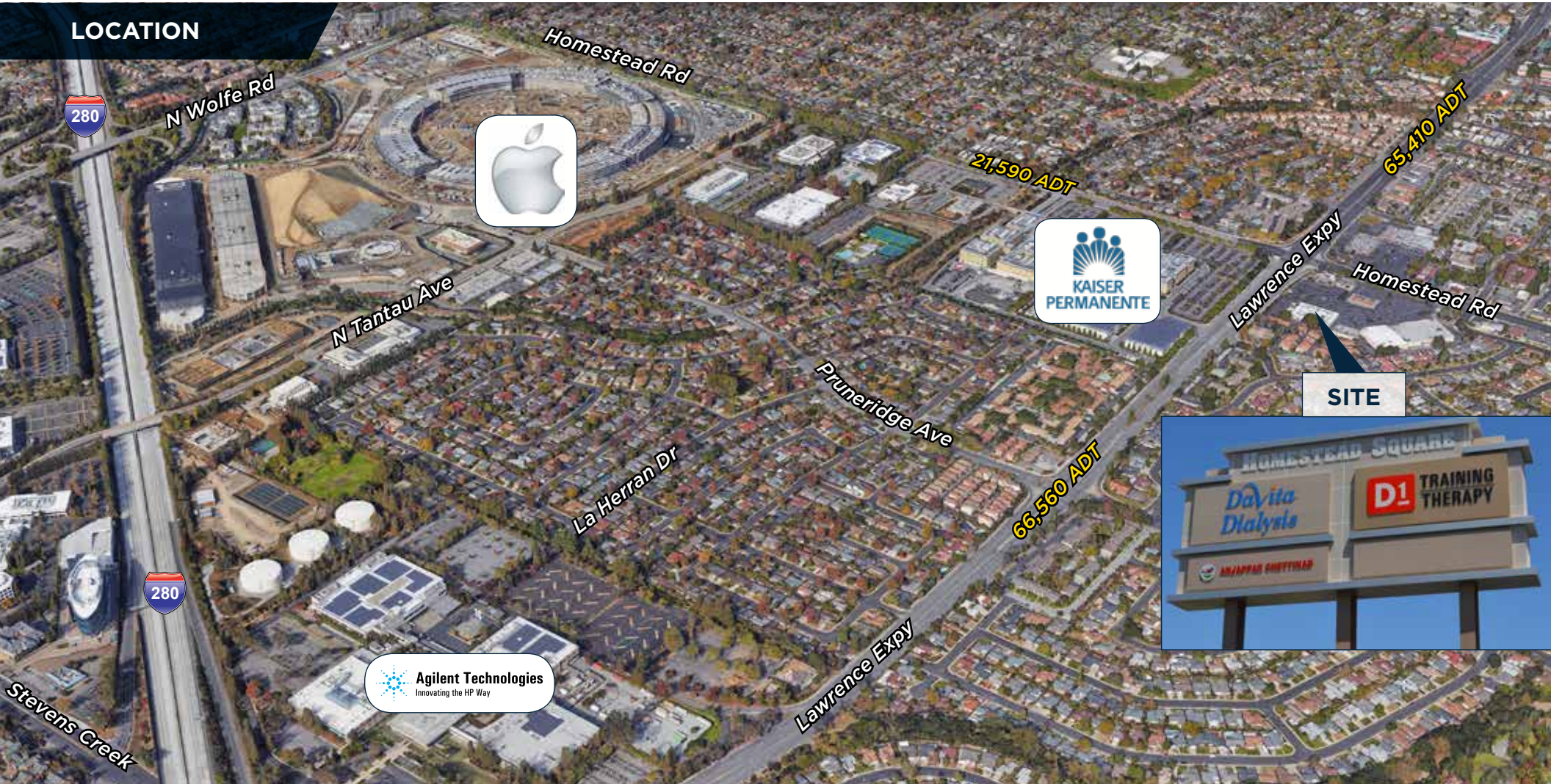
	1 MILE	3 MILE	5 MILE
<b>Total Population</b>	25,904	258,156	555,831
<b>Average Household Income</b>	\$118,635	\$110,810	\$113,928
<b>Daytime Population</b>	17,140	170,624	468,032

777

# LAWRENCE EXPRESSWAY



## LOCATION



**James Chung**  
 Executive Managing Director  
 +1 408 436 3630  
 james.chung@cushwake.com  
 LIC #01408190

**Sam Tallman**  
 Associate  
 +1 408 436 3665  
 sam.tallman@cushwake.com  
 LIC #01935917

300 Santana Row, Fifth Floor  
 San Jose, CA 95128  
 main +1 408 615 3400  
 fax +1 408 615 3444  
[cushmanwakefield.com](http://cushmanwakefield.com)

Cushman & Wakefield Copyright 2016. No warranty or representation, express or implied, is made to the accuracy or completeness of the information contained herein, and same is submitted subject to errors, omissions, change of price, rental or other conditions, withdrawal without notice, and to any special listing conditions imposed by the property owner(s). As applicable, we make no representation as to the condition of the property (or properties) in question.

777

# LAWRENCE EXPRESSWAY



## SITE PLAN



777

# LAWRENCE EXPRESSWAY



## COMPETITION











777

# LAWRENCE EXPRESSWAY



## DEMOGRAPHICS

	1 MILE	3 MILE	5 MILE
 <b>Total Population (2014)</b>	25,904	258,156	555,831
<b>Projected Population (2019)</b>	27,795	276,937	596,041
<b>Total Daytime Population</b>	17,140	170,621	468,032
<b>Median Age Total Population</b>	36.7	36.8	37.2
<b>Average Household Size</b>	2.7	2.7	2.7
<b>Total Households</b>	9,677	94,418	203,754
 <b>Total Housing Units (2014)</b>	9,932	97,455	210,309
<b>Housing Units Occupied (2014)</b>	9,677	94,418	203,754
<b>Housing Units Owner-Occupied</b>	4,866	46,096	104,917
 <b>Average Household Income (2014)</b>	\$118,635	\$110,810	\$113,928
<b>Median Household Income (2014)</b>	\$110,914	\$100,260	\$101,684
<b>Per Capita Income (2014)</b>	\$44,340	\$40,576	\$41,862
<b>Total Employees</b>	9,769	96,446	311,799
<b>% Blue Collar Workers</b>	23.0%	25.0%	25.6%
 <b>% White Collar Occupations</b>	77.0%	75.0%	74.4%
<b>% Pop College Degree or Higher</b>	59.9%	55.3%	53.8%
<b>Pop College Degree or Higher</b>	17,140	170,624	468,032

	5 MINUTE	3 MINUTE	10 MINUTE
 <b>Total Population (2014)</b>	2226,810	408,336	694,844
<b>Projected Population (2019)</b>	243,298	437,910	745,091
<b>Total Daytime Population</b>	142,992	304,700	641,376
<b>Median Age Total Population</b>	36.7	36.8	37.2
<b>Average Household Size</b>	2.7	2.7	2.6
<b>Total Households</b>	83,481	148,657	259,367
 <b>Total Housing Units (2014)</b>	86,156	153,427	269,088
<b>Housing Units Occupied (2014)</b>	83,481	148,657	259,367
<b>Housing Units Owner-Occupied</b>	40,733	74,218	130,938
 <b>Average Household Income (2014)</b>	\$110,510	\$113,261	\$115,838
<b>Median Household Income (2014)</b>	\$99,711	\$101,148	\$101,214
<b>Per Capita Income (2014)</b>	\$40,728	\$41,309	\$43,356
<b>Total Employees</b>	77,498	189,487	446,656
<b>% Blue Collar Workers</b>	24.6%	25.4%	26.0%
 <b>% White Collar Occupations</b>	75.4%	74.6%	74.0%
<b>% Pop College Degree or Higher</b>	55.7%	54.6%	53.8%
<b>Pop College Degree or Higher</b>	87,553	153,024	258,572

Cushman & Wakefield Copyright 2016. No warranty or representation, express or implied, is made to the accuracy or completeness of the information contained herein, and same is submitted subject to errors, omissions, change of price, rental or other conditions, withdrawal without notice, and to any special listing conditions imposed by the property owner(s). As applicable, we make no representation as to the condition of the property (or properties) in question.