



13711 Coursey Blvd

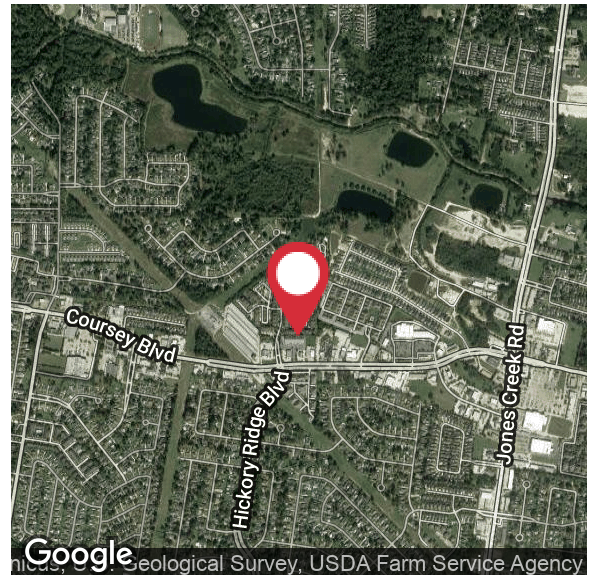
Baton Rouge, LA 70817

Property Highlights

- 2,600 SF Available For Lease
- Low NNN fees
- Great Tenant Mix
- High Foot Traffic

Lease Rate

\$12.69 SF/yr (NNN)



For more information

Erin Caballero, CCIM

O: 225 297 7868 | C: 225 297 7868
erinc@latterblum.com

Evan Scroggs, CCIM

O: 225 297 7415 | C: 225 241 8616
evanscrogs@latterblum.com

Dex Shill

O: 225 297 7874 | C: 225 284 9092
dexshill@latterblum.com

CALL OR EMAIL FOR MORE INFORMATION

NO WARRANTY OR REPRESENTATION, EXPRESS OR IMPLIED, IS MADE AS TO THE ACCURACY OF THE INFORMATION CONTAINED HEREIN, AND THE SAME IS SUBMITTED SUBJECT TO ERRORS, OMISSIONS, CHANGE OF PRICE, RENTAL OR OTHER CONDITIONS, PRIOR SALE, LEASE OR FINANCING, OR WITHDRAWAL WITHOUT NOTICE, AND OF ANY SPECIAL LISTING CONDITIONS IMPOSED BY OUR PRINCIPALS NO WARRANTIES OR REPRESENTATIONS ARE MADE AS TO THE CONDITION OF THE PROPERTY OR ANY HAZARDS CONTAINED THEREIN ARE ANY TO BE IMPLIED. LICENSED IN LOUISIANA.

1700 City Farm Drive
Baton Rouge, LA 70806
225 295 0800 tel
latterblum.com

For Lease

Retail Property

2,600 SF | \$12.69 SF/yr



AVAILABLE SF: 2,600 SF

LEASE RATE: \$12.69 SF/yr (NNN)

LOT SIZE: 1.78 Acres

BUILDING SIZE: 15,533 SF

ZONING: C2

Property Overview

Suite D is approximately 2,600 SF with an open floorplan. Tenant Mix Includes: Lindsey Nails, Sweettime Bakery, and Anytime Fitness. CC's Coffee House and Coursey Family Dental are adjacent to LaCoursey Plaza.

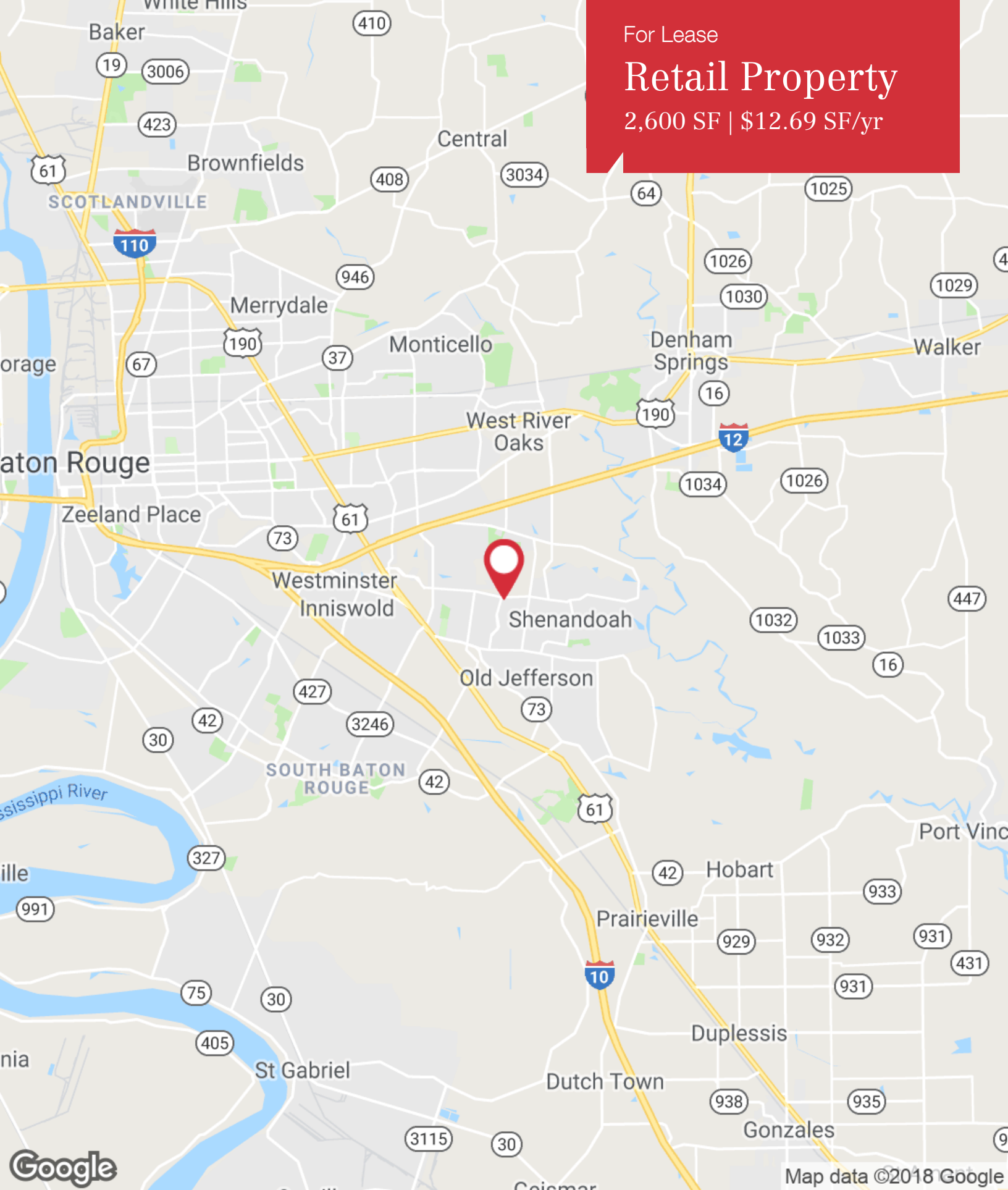
Location Overview

Property Located Between Stumberg Ln and Jones Creek Rd

For Lease

Retail Property

2,600 SF | \$12.69 SF/yr



Google

Map data ©2018 Google

For Lease

Retail Property

2,600 SF | \$12.69 SF/yr

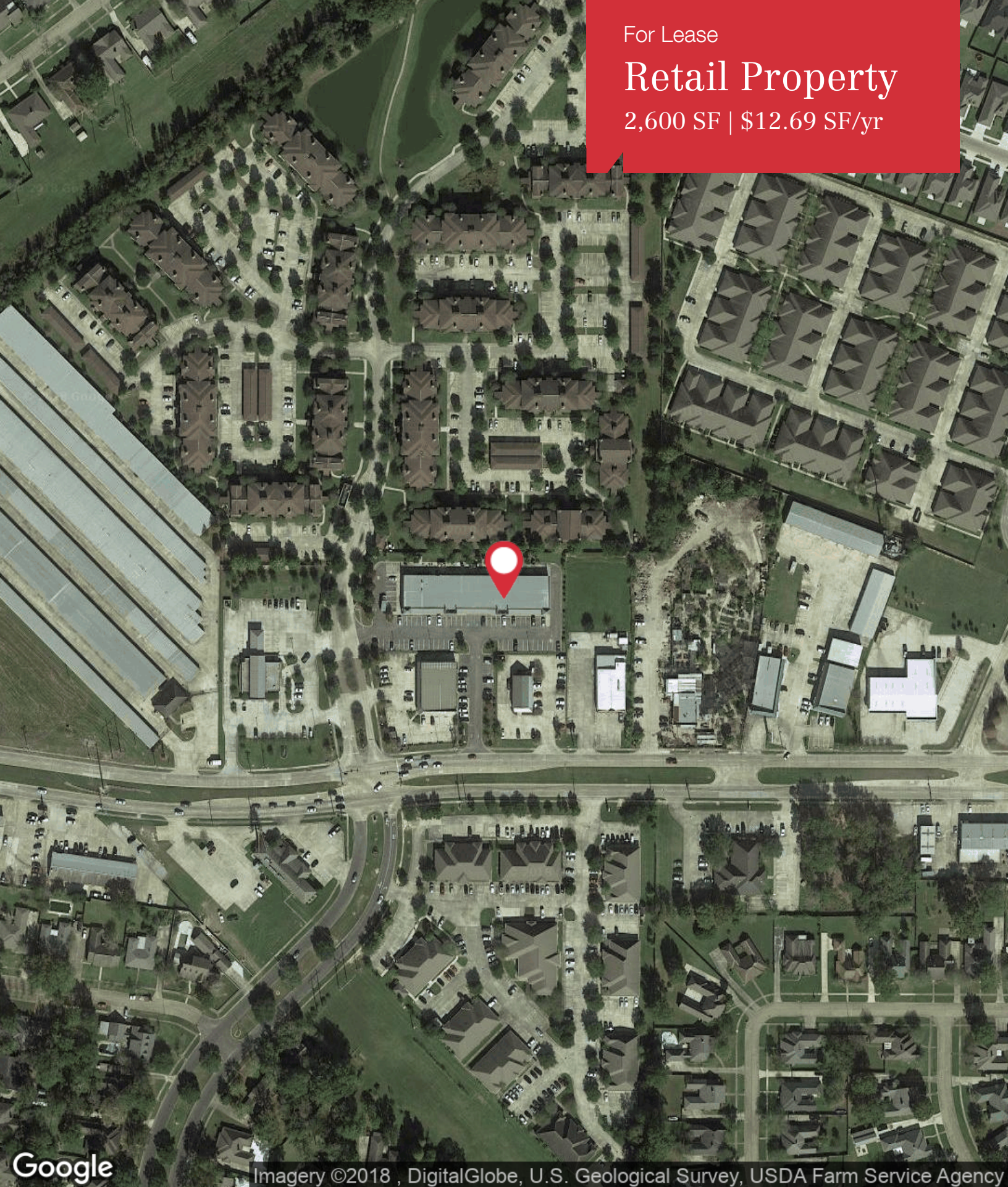


1700 City Farm Drive
Baton Rouge, LA 70806
225 295 0800 tel
latterblum.com

For Lease

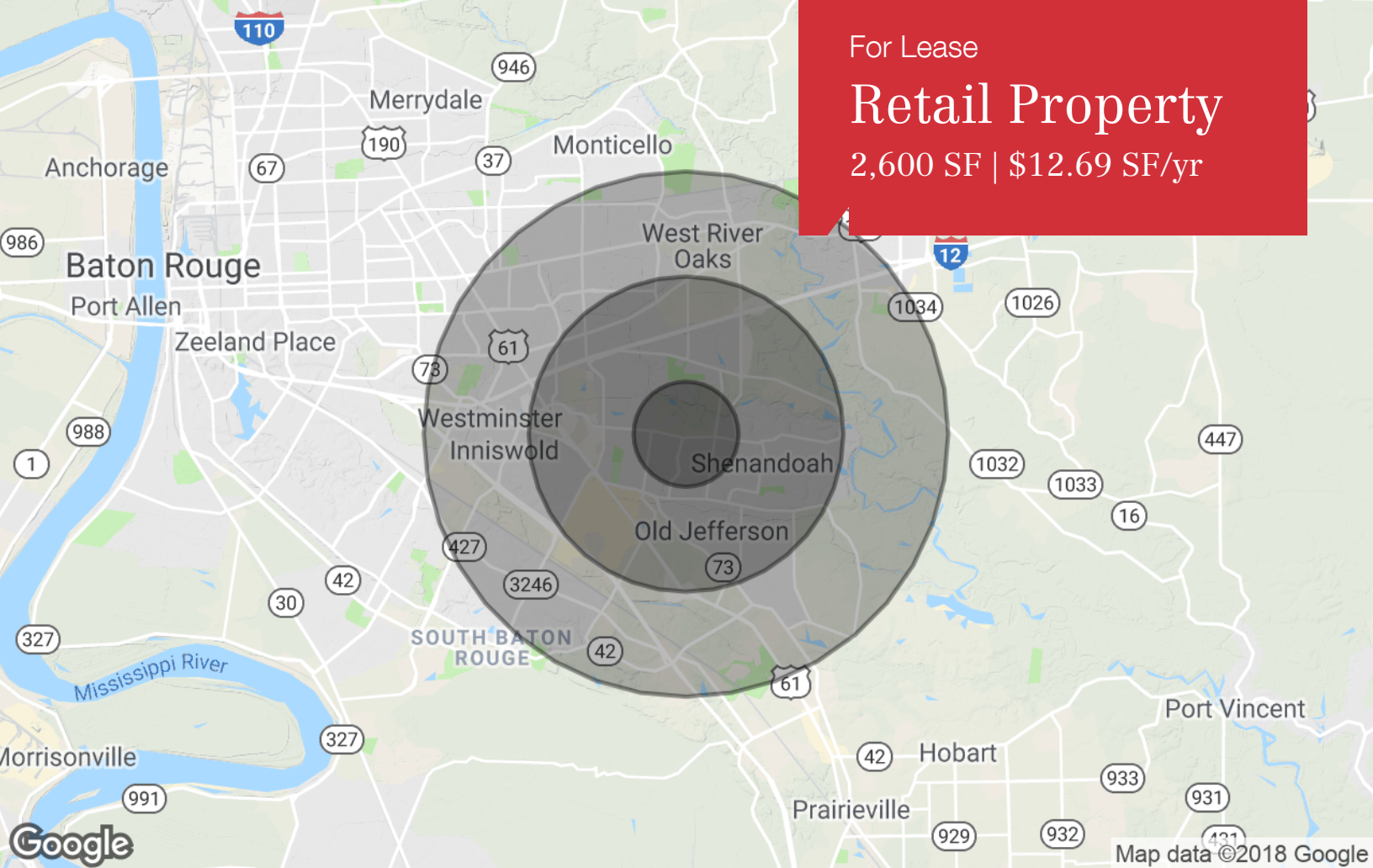
Retail Property

2,600 SF | \$12.69 SF/yr



Google

Imagery ©2018 , DigitalGlobe, U.S. Geological Survey, USDA Farm Service Agency



For Lease
Retail Property
 2,600 SF | \$12.69 SF/yr

	1 Mile	3 Miles	5 Miles
Population			
TOTAL POPULATION	8,521	65,466	149,453
MEDIAN AGE	39.4	35.9	35.6
MEDIAN AGE (MALE)	39.3	34.7	33.7
MEDIAN AGE (FEMALE)	40.0	37.3	37.3
Households & Income			
TOTAL HOUSEHOLDS	3,531	27,104	60,209
# OF PERSONS PER HH	2.4	2.4	2.5
AVERAGE HH INCOME	\$84,193	\$76,409	\$75,082
AVERAGE HOUSE VALUE	\$244,279	\$218,234	\$221,363
Race			
% WHITE	82.6%	71.1%	67.3%
% BLACK	13.4%	23.7%	27.1%
% ASIAN	3.3%	4.1%	4.6%
% HAWAIIAN	0.0%	0.0%	0.0%
% INDIAN	0.5%	0.2%	0.2%
% OTHER	0.1%	0.9%	0.8%
Ethnicity			
% HISPANIC	5.6%	5.2%	5.0%

* Demographic data derived from 2010 US Census

For Lease

Retail Property

2,600 SF | \$12.69 SF/yr

