

FOR SALE: HISTORIC RESTAURANT

16 W CARMEL VALLEY RD | CARMEL VALLEY



±4,266 SF
\$2,550,000

 **TRANSWESTERN**[®]

John Sechser
925.357.2007


john.sechser@transwestern.com

LIC: 00829597



16 W CARMEL VALLEY RD | CARMEL VALLEY



 **TRANSWESTERN**[®]

John Sechser

925.357.2007

john.sechser@transwestern.com

UC: 00829597

HIGHLIGHTS



Sale includes Property, Liquor License, Furniture, Restaurant Fixtures, and Kitchen Equipment



Full Bar & Restaurant operation-ready



Layout includes outdoor patios, barbecue area, wine tasting chambers and a full kitchen



1920s era construction has been well-maintained and retains classic charm in finishes and architecture



±4,266 SF Building on a ±9,600 SF Lot

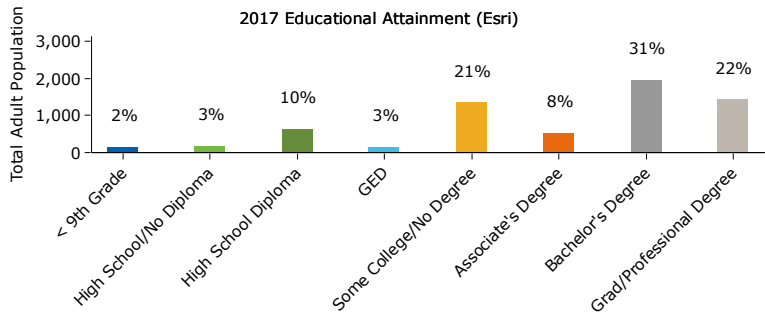
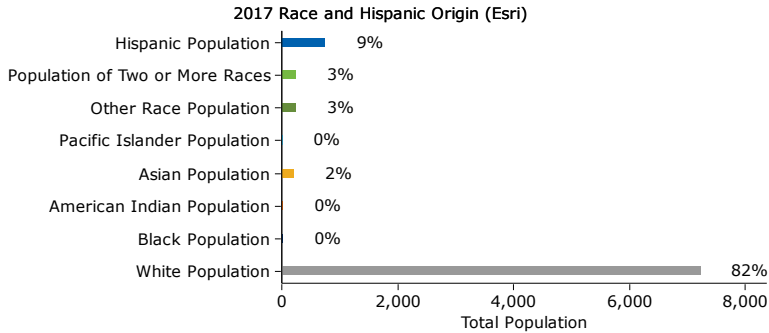
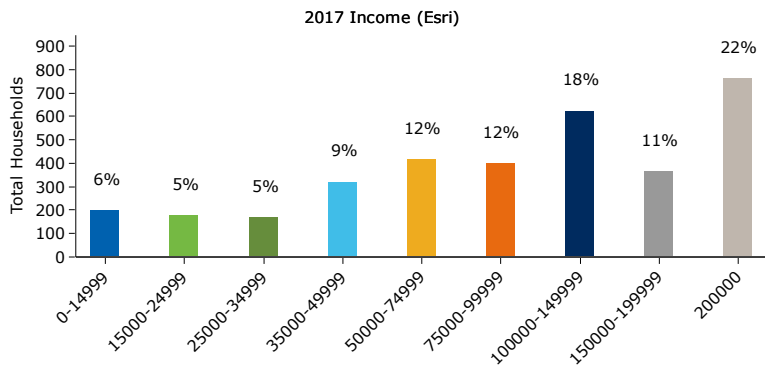


The center of downtown Carmel Valley Village, in the heart of Carmel Valley Wine Country

All info given should be verified by Buyer. Square footage info is approximate, was prepared by an outside source and should be verified by Buyer



16 W CARMEL VALLEY RD | CARMEL VALLEY



	5 miles	10 miles	15 miles
Population Summary			
2000 Total Population	7,885	23,956	198,469
2010 Total Population	7,607	24,319	182,702
2017 Total Population	8,053	25,369	190,256
2017 Group Quarters	8	106	5,786
2022 Total Population	8,345	26,082	195,492
2017-2022 Annual Rate	0.71%	0.56%	0.54%
2017 Total Daytime Population	6,368	29,549	230,109
Workers	2,619	16,782	136,302
Residents	3,749	12,767	93,807
Median Household Income			
2017	\$101,937	\$104,377	\$67,782
2022	\$108,768	\$111,301	\$76,487
Median Age			
2010	52.9	51.2	37.8
2017	55.9	54.2	38.6
2022	57.3	56.0	39.3
2017 Households by Income			
Household Income Base	3,426	10,633	71,182
<\$15,000	5.8%	4.9%	8.5%
\$15,000 - \$24,999	5.1%	5.4%	8.3%
\$25,000 - \$34,999	4.9%	5.1%	8.0%
\$35,000 - \$49,999	9.3%	7.8%	11.1%
\$50,000 - \$74,999	12.2%	12.9%	17.9%
\$75,000 - \$99,999	11.6%	11.6%	12.8%
\$100,000 - \$149,999	18.2%	18.7%	15.4%
\$150,000 - \$199,999	10.7%	11.6%	7.7%
\$200,000+	22.2%	22.1%	10.2%
Average Household Income	\$145,675	\$147,816	\$99,848
2010 Population by Age			
Total	7,607	24,320	182,702
0 - 4	3.3%	3.7%	6.4%
5 - 9	4.2%	4.9%	6.1%
10 - 14	5.7%	6.2%	5.9%
15 - 24	8.7%	8.9%	14.5%
25 - 34	6.0%	6.0%	13.7%
35 - 44	9.0%	10.3%	12.2%
45 - 54	17.1%	16.7%	13.3%
55 - 64	22.8%	19.7%	12.7%
65 - 74	13.7%	12.2%	7.4%
75 - 84	6.7%	7.4%	5.1%
85 +	2.9%	3.9%	2.6%
18 +	83.0%	81.1%	77.6%



John Sechser

925.357.2007

john.sechser@transwestern.com

UC: 00829597