

# Sutton Square

Route 146 (156 - 160 Worcester Providence Tpke.), Sutton, MA 01590



## AVAILABLE SPACE up to 20,000 SF

Existing  
29,851 Total Square Feet  
215 Parking Spaces


Proposed  
135,851 Total Square Feet  
669 Parking Spaces



### Property Facts

- Located at the first intersection South of The Shoppes at Blackstone Valley in Millbury (Route 146/Worcester Providence Turnpike)
- Will be dominant grocery-anchored center within trade area due to both regional and local access
- Route 146 is the primary commuter thoroughfare between Worcester and Providence. The site offers easy access on the “going home” side of the road employees of Worcester-based companies
- Topography of the site will provide excellent presence for new retail behind existing plaza
- Daily Traffic Count 46,000

### Aerial Shot



### Demographics

	3 Mile	5 Miles	7 Miles
Population	16,226	47,478	128,218
Average HH Income	\$79,939	\$78,939	\$67,949

### Market Shot



### Leasing

RK Centers  
P.O. Box 111  
Dedham, MA 02027  
781-320-0001  
Email: [Leasing@rkcenters.com](mailto:Leasing@rkcenters.com)  
Web: [www.rkcenters.com](http://www.rkcenters.com)

Joint Venture With:



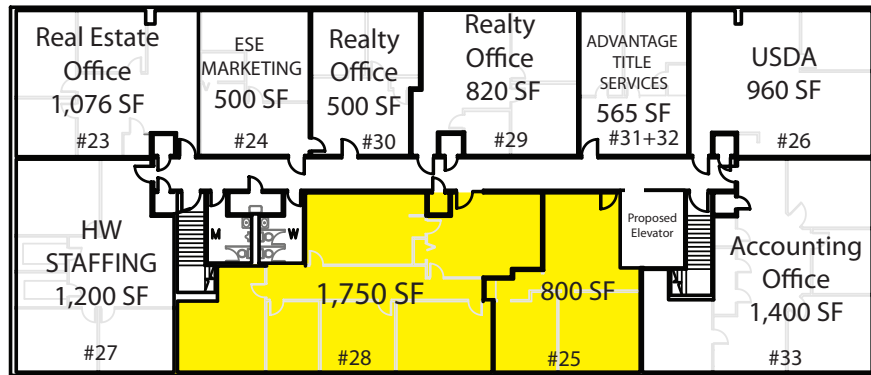
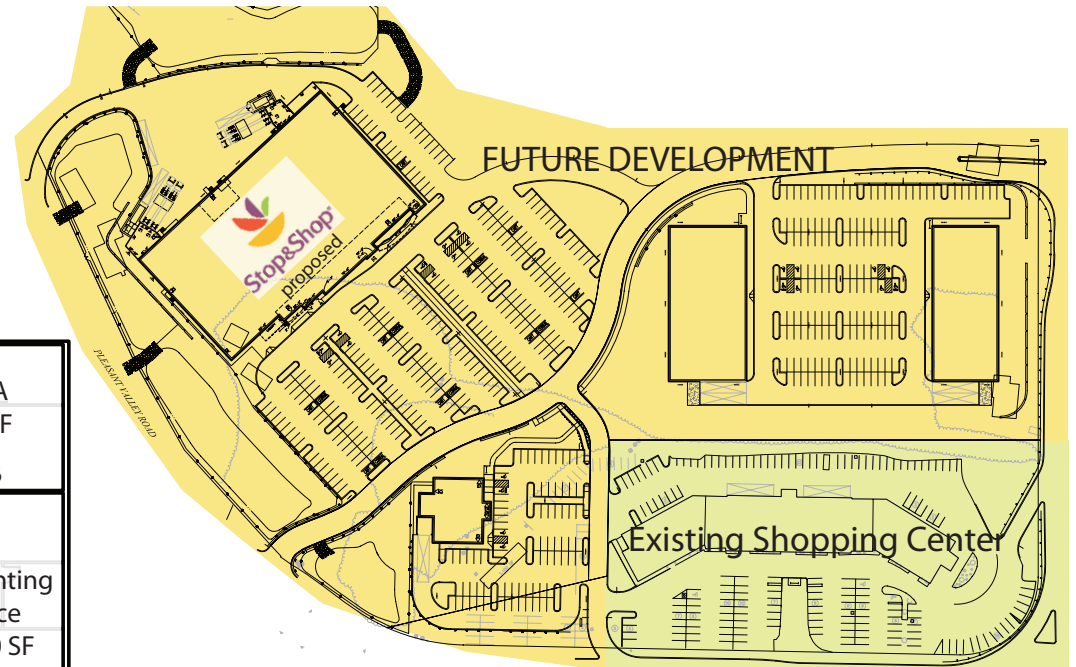
**DEVELOPMENT**

# Sutton Square

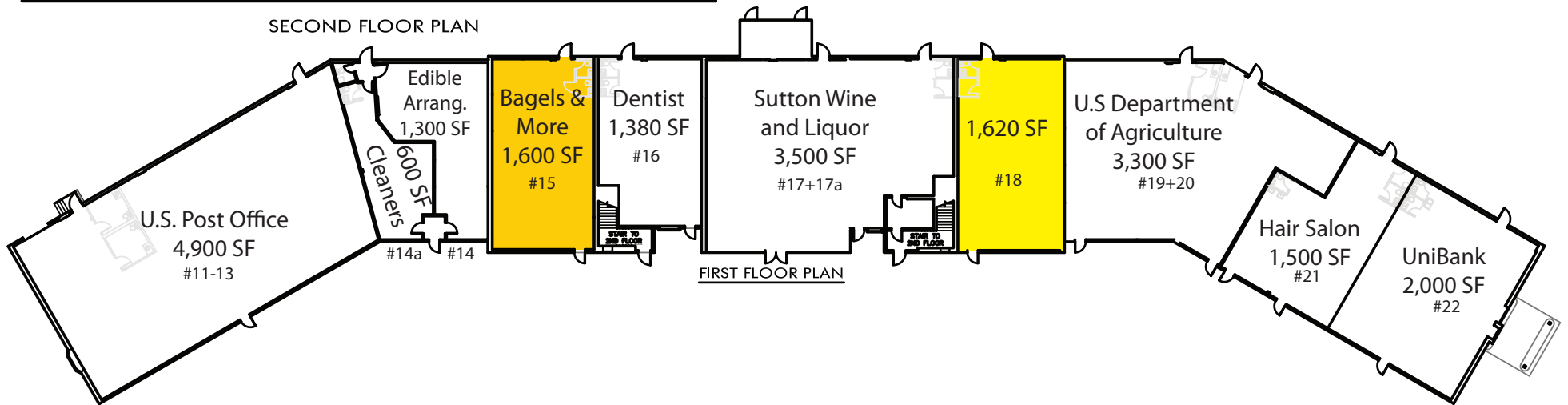
Route 146 (156 - 160 Worcester Providence Tpke.), Sutton, MA 01590



- = Current Opportunity
- = Future Opportunity



SECOND FLOOR PLAN



FIRST FLOOR PLAN