

# New Construction

## 900 American Road

### Morris Plains, New Jersey



## FOR LEASE

### PROPERTY SPECS:

**Total Building Size:** 54,576 SF (clear span)

**Units Of:** 5,000 SF with 625 SF office

**Ceiling Height:** 24' clear

**Parking:** 133 cars

**Loading:** 11 tailgate docks

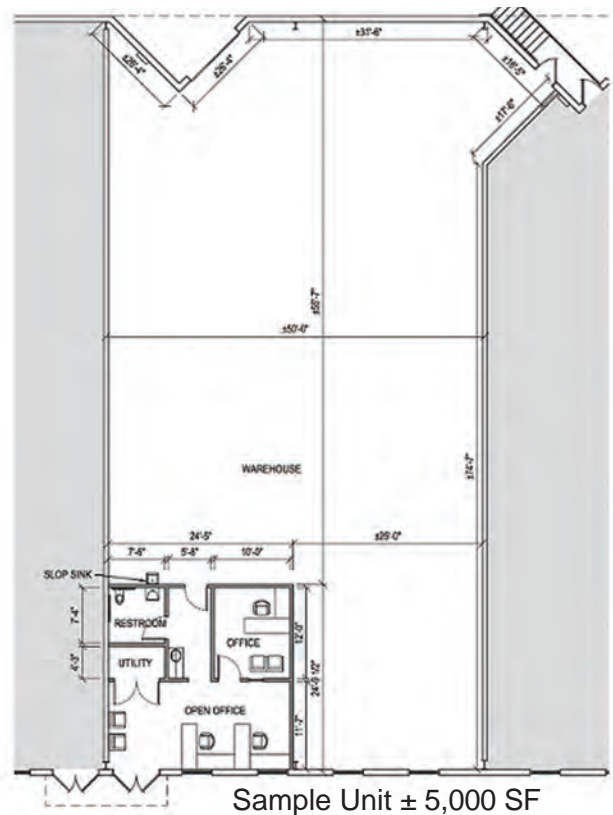
**Zoning:** Light Industrial

**Available:** Immediately

**Lease Rate:** \$13.75 PSF NNN

**Taxes & CAM:** Estimated \$4.25 PSF

**Mass Transit:** Approximately one-half mile to Morris Plains train station



Sample Unit ± 5,000 SF

For more information, please contact:

Scott Peck, SIOR  
[speck@resource-realty.com](mailto:speck@resource-realty.com)

Greg Sabato  
[gsabato@resource-realty.com](mailto:gsabato@resource-realty.com)

973-299-0900

Exclusive Leasing Agent:

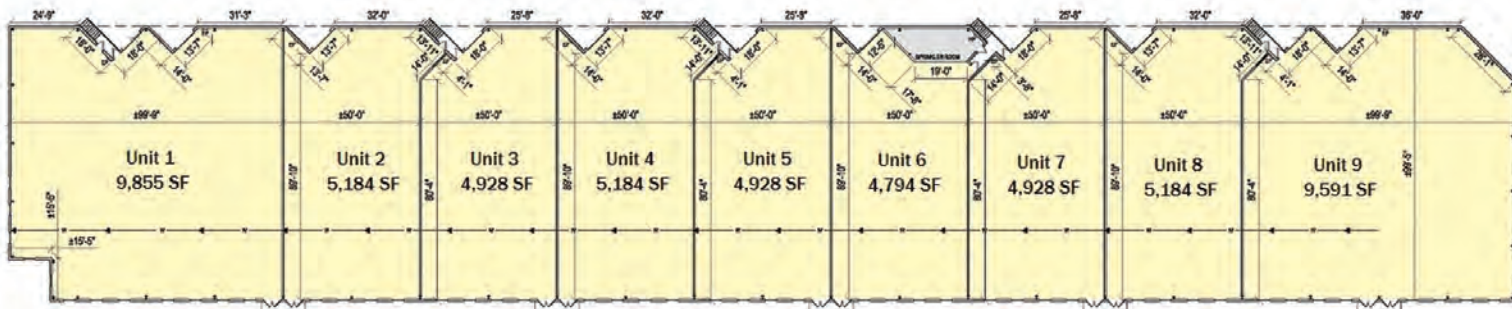


**Resource Realty**  
Corporate Real Estate Services

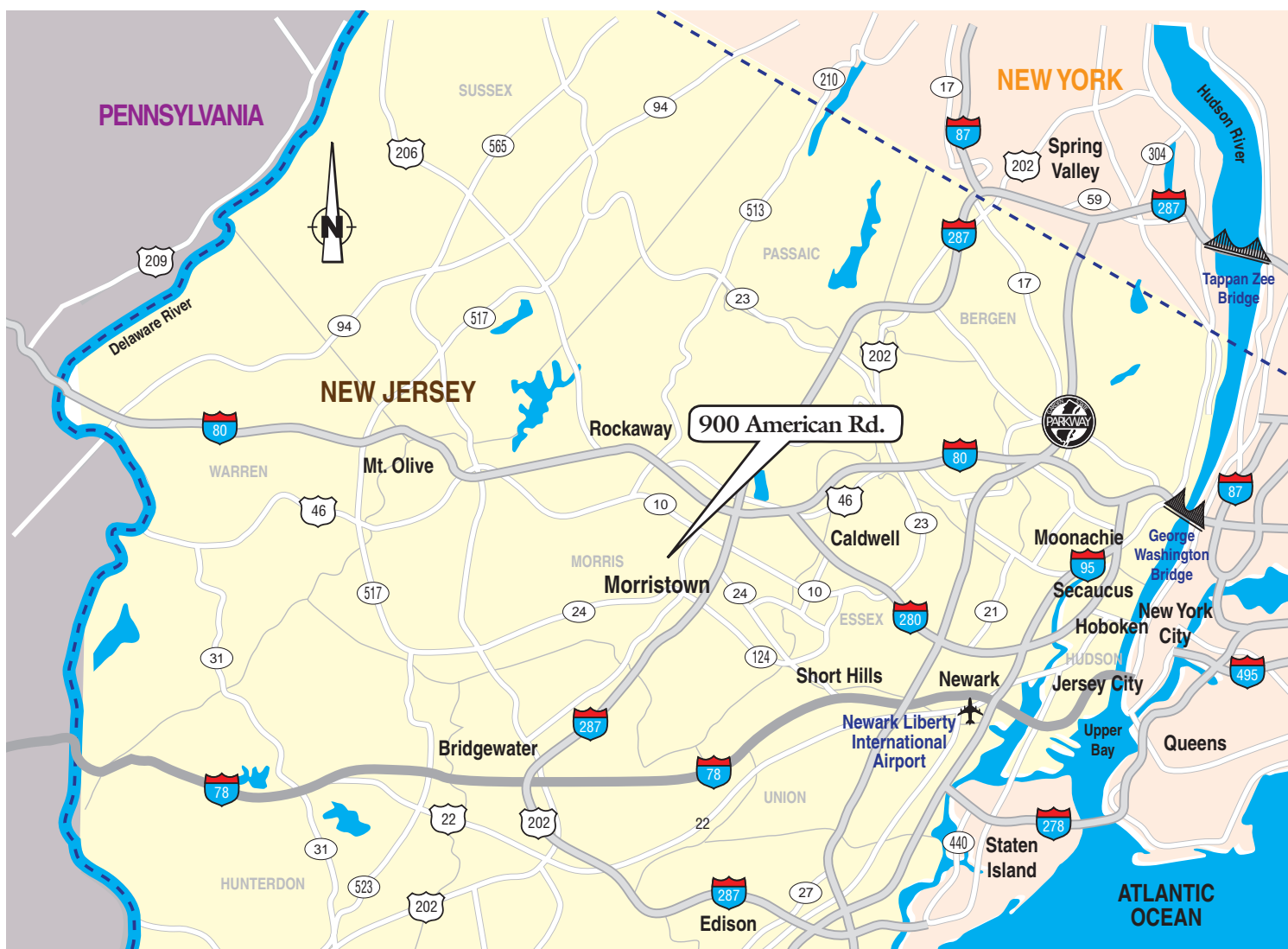
[www.resource-realty.com](http://www.resource-realty.com)



# FLOOR PLAN



# MAP



All information furnished is from sources deemed reliable. No representation is made as to the accuracy thereof and it is submitted subject to error, omission, change of price, prior sale or lease and withdrawal without notice. Any commission due cooperating brokers is subject to all of the terms and conditions upon which we and our clients have agreed.

Exclusive Leasing Agent:



973-299-0900  
[www.resource-realty.com](http://www.resource-realty.com)