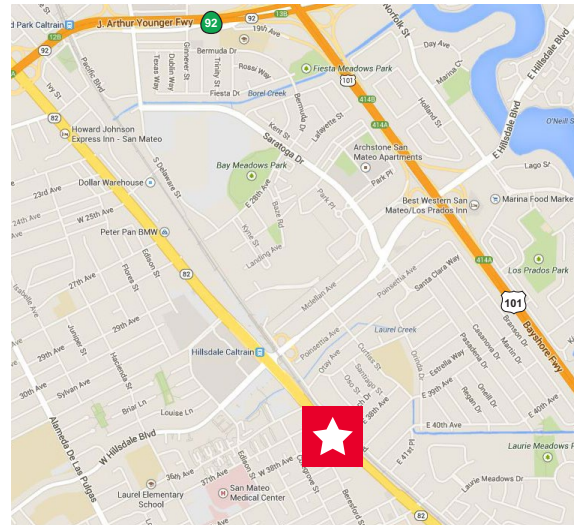




±5,600 SF OF SHOWROOM / WAREHOUSE AVAILABLE

Property Highlights

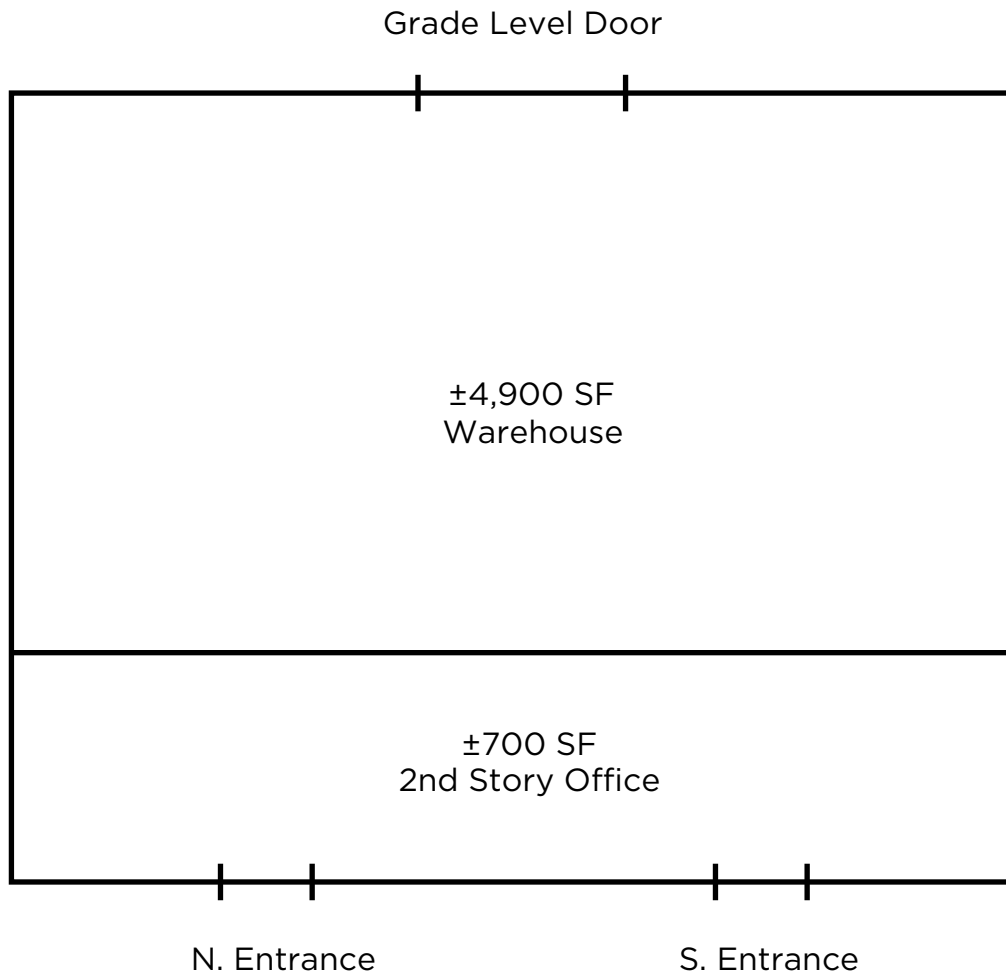
- ±4,900 SF Warehouse
- ±700 SF 2nd Story Office(s)
- Flexible Zoning (Zoned C3 - 1/R4)
- High Visibility with Excellent Signage
- Walking distance from Hillsdale Shopping Center and CalTrain Bullet Stop
- New Grade Level Door
- 18' Warehouse Clear Height
- Approximately 75' of Window Frontage on S. El Camino Real
- Multiple Warehouse Sky Lights / Ample Natural Light
- **Asking Rate: \$1.90 NNN**



Chase Novak
Senior Associate
+1 650 401 2130
chase.novak@cushwake.com
LIC #01983661

1350 Bayshore Highway, Suite 900
Burlingame, CA 94010
main +1 650 347 3700
fax +1 650 347 4307
cushmanwakefield.com

Floor Plan



S. El Camino Real

Chase Novak
Senior Associate
+1 650 401 2130
chase.novak@cushwake.com
LIC #01983661

1350 Bayshore Highway, Suite 900
Burlingame, CA 94010
main +1 650 347 3700
fax +1 650 347 4307
cushmanwakefield.com


Photos




2nd Floor Office Space Overlooking Warehouse



New Grade Roll-up Door



Entrance of Building



Entrance of Building

Chase Novak
Senior Associate
+1 650 401 2130
chase.novak@cushwake.com
LIC #01983661

1350 Bayshore Highway, Suite 900
Burlingame, CA 94010
main +1 650 347 3700
fax +1 650 347 4307
cushmanwakefield.com