

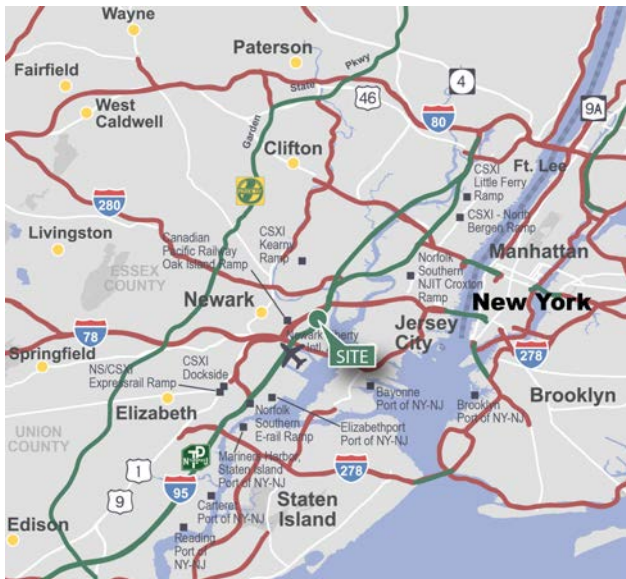
142,479 SF

Industrial Space For Lease



Prologis Ports Newark

357 Wilson Avenue
Newark, NJ 07206 USA



LOCATION

- Immediate access to New Jersey Turnpike via exit 14, Routes 1&9, and Route 21.
- Minutes from Newark Liberty International Airport and Ports Elizabeth.

FACILITY

- 142,479 SF - total building size
- 142,479 SF - available space
- Build-to-suit office
- 40' clear ceiling height
- 56' x 50' column spacing with 60' speed bays
- 23 dock doors
- 2 drive-in doors
- 90 car parking spaces
- 16 trailer parking spaces
- LED lighting

142,479 SF

Industrial Space For Lease



Cushman & Wakefield

Charles Fern
chuck.fern@cushwake.com
ph +1 732 243 3101
cell +1 908 413 3430
99 Wood Avenue South
8th Floor
Iselin, NJ 08830 USA





Cushman & Wakefield

Stephen Shoemaker
stephen.shoemaker@cushwake.com
ph +1 732 452 6166
cell +1 914 319 1973
One Meadowlands Plaza
7th Floor
East Rutherford, NJ 07073 USA

Prologis

Andrew Forsyth
aforsyth@prologis.com
ph +1 201 528 9575
cell +1 201 424 6289
One Meadowlands Plaza
Suite 100
East Rutherford, NJ 07073 USA

LEGEND

-  NORTH
-  PLANNED
-  DOCK DOOR
-  DRIVE-IN DOOR