



I-49 @ Pierremont Rd.

1115 Pierremont Rd.
Shreveport, Louisiana 71106

Property Highlights

- Includes billboard
- Easy access to I-49
- Frontage on Pierremont Road

Sale Price

\$150,000



For more information

Randall Boughton, CCIM

O: 225 297 7455 | C: 225 955 6916
rboughton@latterblum.com

Andrew D'Ostilio

O: 225 295 0800 | C: 225 678 8851
andrewdos@latterblum.com

Jeff Wyatt

O: 318 746 0011 | C: 318 423 8468
jeffwyattrealty@gmail.com

For Sale

Office Building

3,000 SF | \$150,000



For Sale

Office Building

3,000 SF | \$150,000

Sale Price

\$150,000

LOCATION INFORMATION

Building Name	I-49 @ Pierremont Rd.
Street Address	1115 Pierremont Rd.
City, State, Zip	Shreveport, LA 71106
County	Caddo
Market	Shreveport
Sub-market	I-49 South
Cross-Streets	Southern Ave., Lexington, Pierremont Road
Township	17
Range	14
Section	24
Side of the Street	South
Signal Intersection	Yes
Road Type	Highway
Market Type	Medium
Nearest Highway	I-49
Nearest Airport	Shreveport

BUILDING INFORMATION

Building Size	3,000 SF
Building Class	B
Occupancy %	0.0%

PROPERTY INFORMATION

Property Type	Office
Property Subtype	Medical
Zoning	C-1
Lot Size	0.776 Acres
APN #	71424-140-1
Lot Frontage	170 ft
Lot Depth	228 ft
Corner Property	Yes
Traffic Count	27000
Traffic Count Street	Pierremont Rd.
Traffic Count Frontage	170

Amenities

Ample concrete parking. Additional tract to expand parking. Cross access with adjoining building. Access off Pierremont Rd., Southern Ave.

Power

Yes

PARKING & TRANSPORTATION

Parking Type	Surface
Number of Parking Spaces	20

UTILITIES & AMENITIES

Handicap Access	Yes
Number of Elevators	0
Number of Escalators	0

For Sale

Office Building

3,000 SF | \$150,000



LOCATION INFORMATION

Building Name	I-49 @ Pierremont Rd.
Street Address	1115 Pierremont Rd.
City, State, Zip	Shreveport, LA 71106
County	Caddo
Market	Shreveport
Sub-market	I-49 South
Cross-Streets	Southern Ave., Lexington, Pierremont Road
Township	17
Range	14
Section	24
Side of the Street	South
Signal Intersection	Yes
Road Type	Highway
Market Type	Medium
Nearest Highway	I-49
Nearest Airport	Shreveport


BUILDING INFORMATION

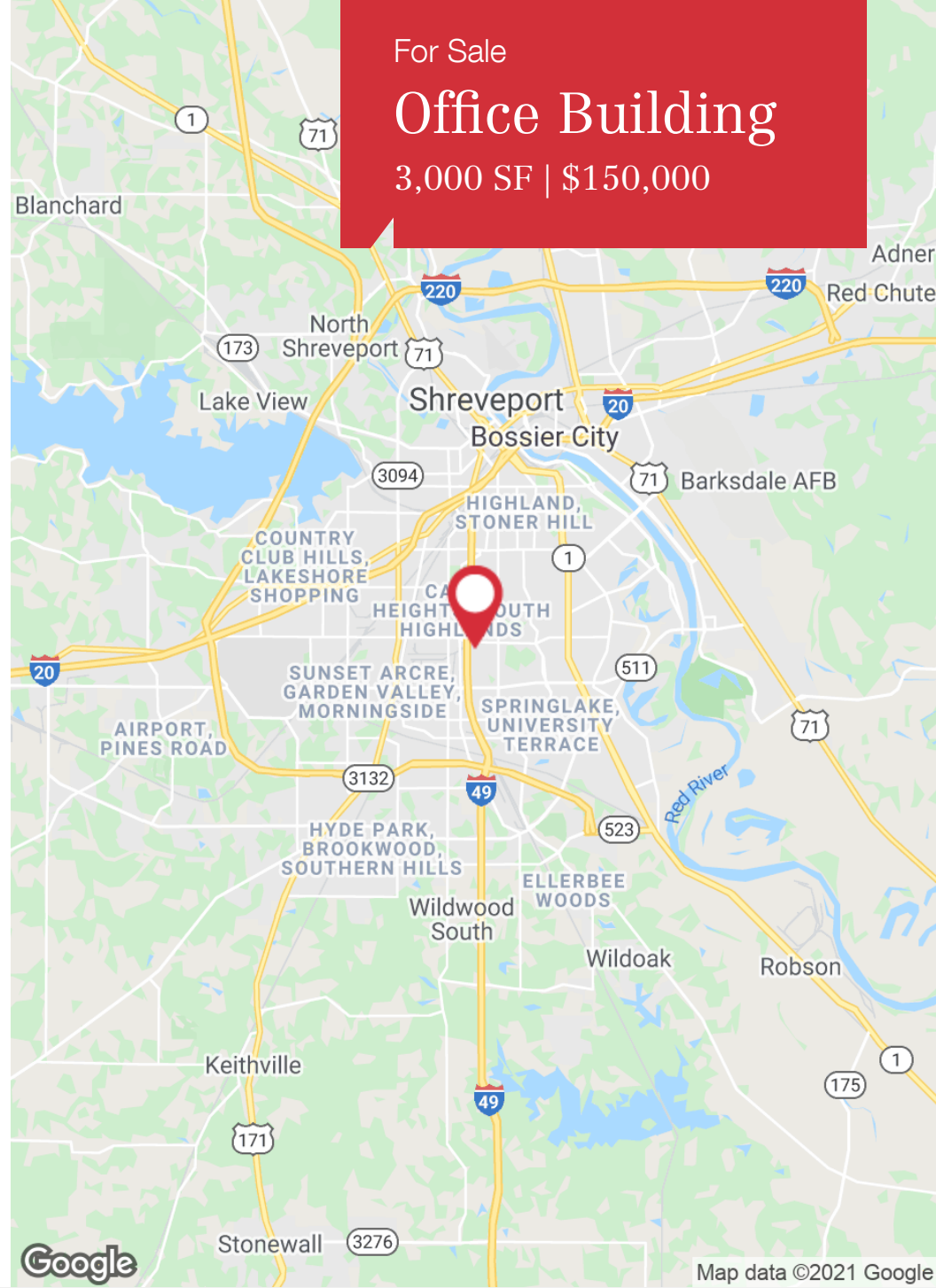
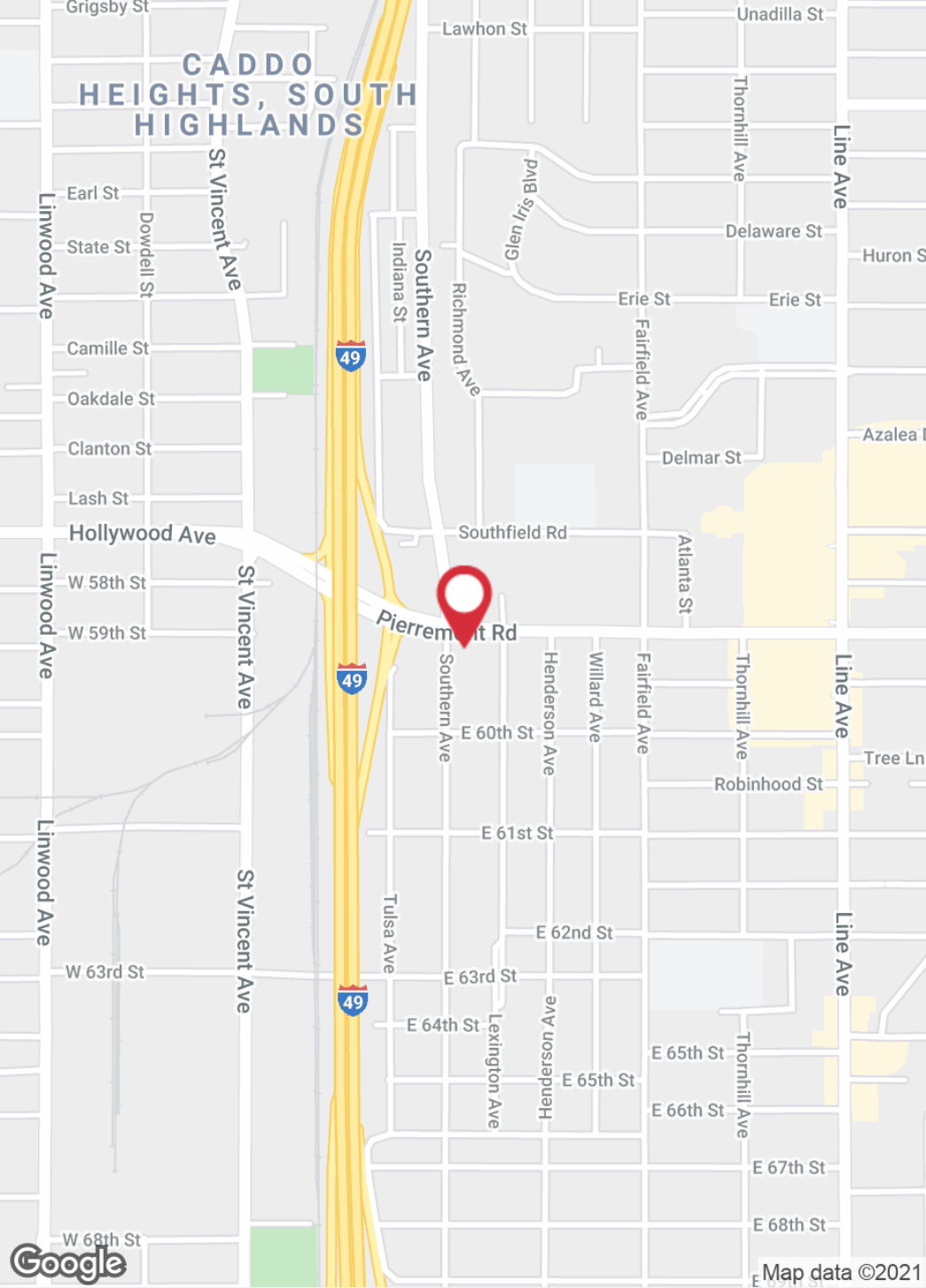
Building Class	B
Occupancy %	0.0%
Tenancy	Single
Ceiling Height	9 ft
Minimum Ceiling Height	9 ft

For Sale

Office Building

3,000 SF | \$150,000





For Sale
Office Building
3,000 SF | \$150,000

Google

Google

Map data ©2021 Google

NAILatter&Blum



1700 City Farm Drive
Baton Rouge, LA 70806
225 295 0800 tel
latterblum.com