

**LODI, NJ - SADDLE RIVER CROSSING**

149-175 MAIN ST, LODI, NJ 07644



**OFFERING SUMMARY**

Available SF: 1,323 SF  
Lease Rate: Call for Details  
Building Size: 1,323 SF

**NEIGHBORING TENANTS**



**PROPERTY OVERVIEW**

Available Immediately: Retail space for lease in 23,000 SF shopping center located in Lodi NJ.

**PROPERTY HIGHLIGHTS**

- New 230,000 SF Retail Shopping Center
- 1,323 SF Available Immediately
- Prime Retail Location
- Directly Across the Street from ShopRite Anchored Shopping Center
- Convenient Access to Route 46

FOR MORE INFORMATION CONTACT:

**CJ HUTER**

201.703.9700 x118  
cjhuter@thegoldsteingroup.com

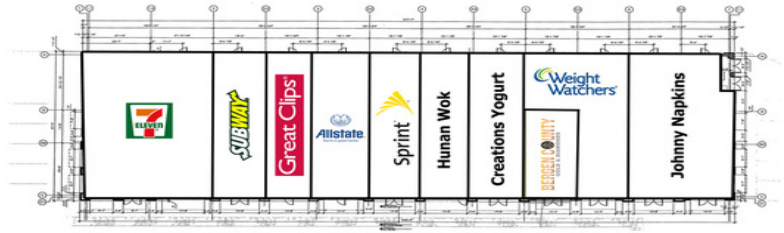
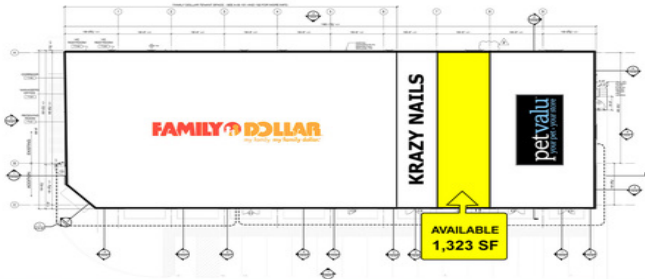
**LEW FINKELSTEIN**

201.703.9700 x122  
lfinkelstein@thegoldsteingroup.com



**LODI, NJ - SADDLE RIVER CROSSING**

149-175 MAIN ST, LODI, NJ 07644



FOR MORE INFORMATION CONTACT:

**CJ HUTER**  
 201.703.9700 x118  
 cjhuter@thegoldsteingroup.com

**LEW FINKELSTEIN**  
 201.703.9700 x122  
 lfinkelstein@thegoldsteingroup.com



**LODI, NJ - SADDLE RIVER CROSSING**

149-175 MAIN ST, LODI, NJ 07644



FOR MORE INFORMATION CONTACT:

**CJ HUTER**

201.703.9700 x118  
cjhuter@thegoldsteingroup.com

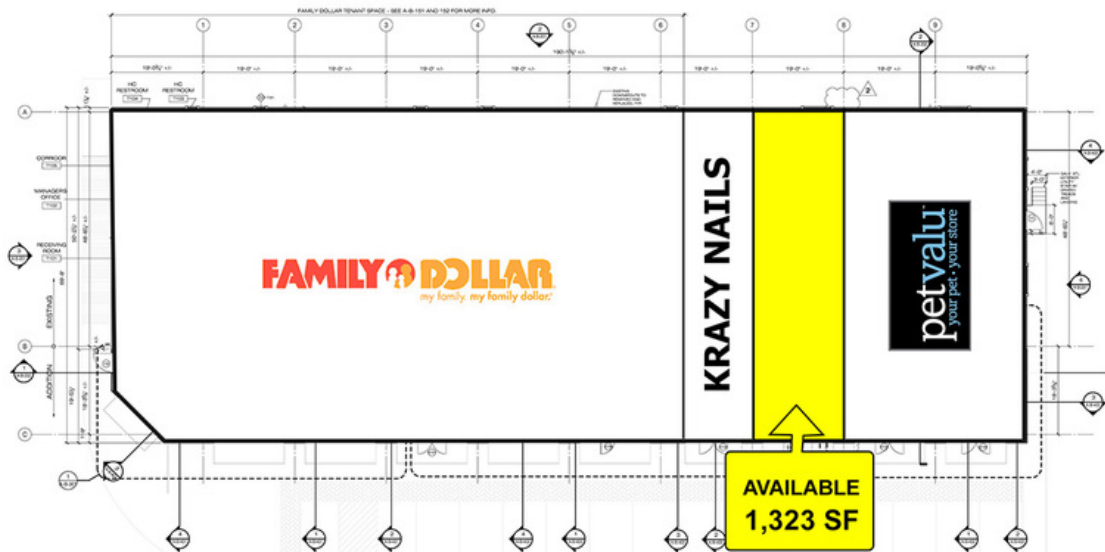
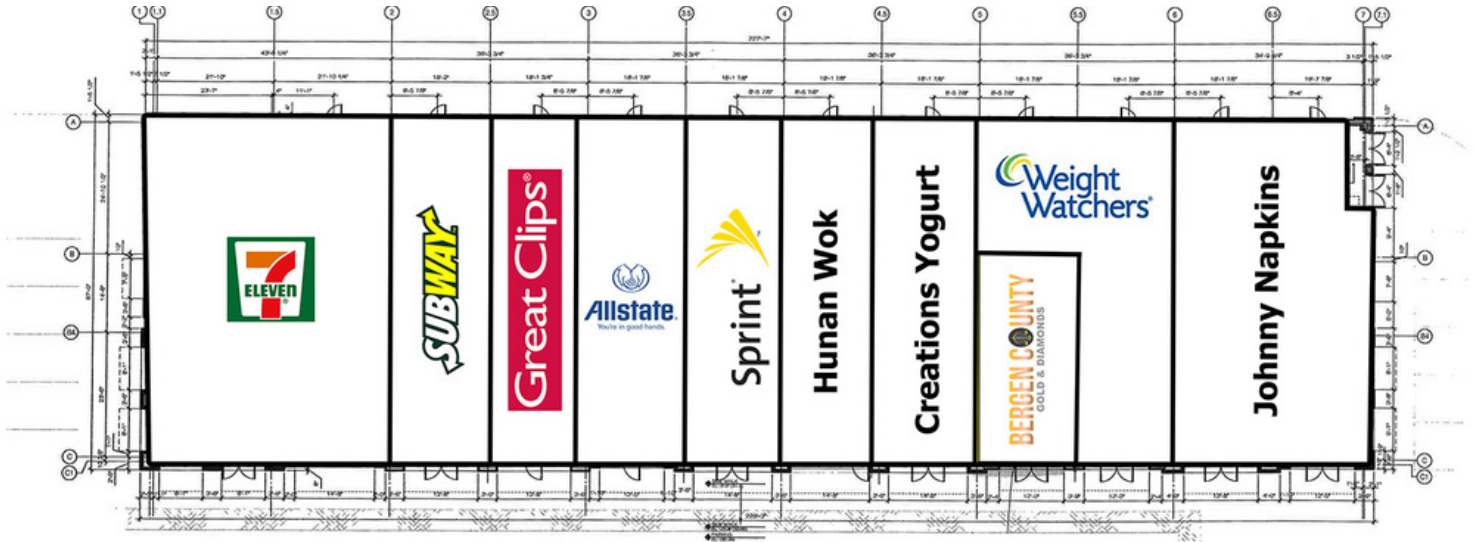
**LEW FINKELSTEIN**

201.703.9700 x122  
lfinkelstein@thegoldsteingroup.com



**LODI, NJ - SADDLE RIVER CROSSING**

149-175 MAIN ST, LODI, NJ 07644



**LOCATION DESCRIPTION**

New 23,000 SF Retail Shopping Center  
 1,323 SF Available Immediately  
 Prime Retail Location  
 Directly Across the Street from ShopRite Anchored Shopping Center  
 Convenient Access to Route 46

FOR MORE INFORMATION CONTACT:

**CJ HUTER**  
 201.703.9700 x118  
 cjhuter@thegoldsteingroup.com

**LEW FINKELSTEIN**  
 201.703.9700 x122  
 lfinkelstein@thegoldsteingroup.com



**LODI, NJ - SADDLE RIVER CROSSING**

149-175 MAIN ST, LODI, NJ 07644



FOR MORE INFORMATION CONTACT:

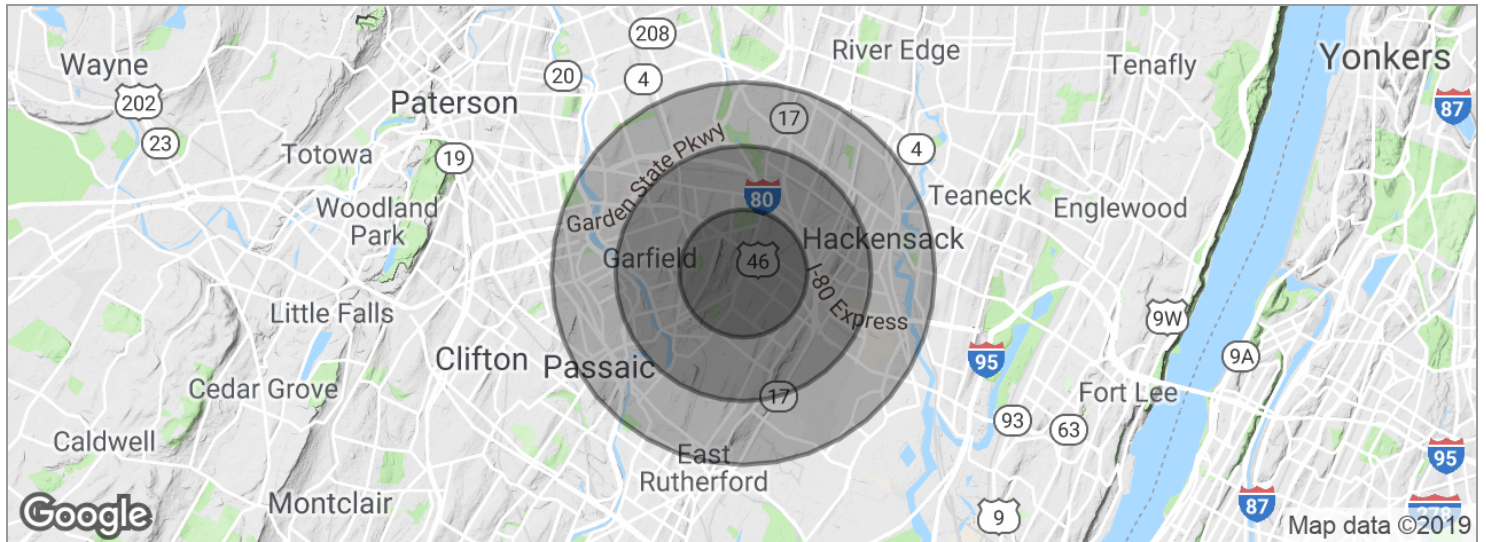
**CJ HUTER**  
 201.703.9700 x118  
 cjhuter@thegoldsteingroup.com

**LEW FINKELSTEIN**  
 201.703.9700 x122  
 lfinkelstein@thegoldsteingroup.com



**LODI, NJ - SADDLE RIVER CROSSING**

149-175 MAIN ST, LODI, NJ 07644



<b>POPULATION</b>	<b>1 MILE</b>	<b>2 MILES</b>	<b>3 MILES</b>
Total population	32,371	115,463	240,075
Median age	38.2	38.2	37.5
Median age (Male)	36.4	37.0	36.3
Median age (Female)	39.7	39.6	38.8
<b>HOUSEHOLDS &amp; INCOME</b>	<b>1 MILE</b>	<b>2 MILES</b>	<b>3 MILES</b>
Total households	12,174	43,991	90,042
# of persons per HH	2.7	2.6	2.7
Average HH income	\$68,350	\$74,654	\$71,649
Average house value	\$428,936	\$440,875	\$429,029

\* Demographic data derived from 2010 US Census

FOR MORE INFORMATION CONTACT:

**CJ HUTER**

201.703.9700 x118  
 cjhuter@thegoldsteingroup.com

**LEW FINKELSTEIN**

201.703.9700 x122  
 lfinkelstein@thegoldsteingroup.com

