

14100 OFFICE BUILDING

14100 SE 36th Street, Bellevue, WA 98006



Office Space for Lease:

Suite 108 | 715 RSF

- Available February 1, 2023

Suite 204 | 585 RSF

- Available Immediately

Lease Rate: \$39.50/RSF, Full Service

Property Features:

- Building Signage Available
- Showers in Building
- Elevator in Building
- Easy Access to I-90 and Eastgate Park & Ride
- Located on Bus Routes: 212, 216, 218, 219, 554, 556, 989
- Parking Ratio 4.0/1,000 SF | Free Surface Parking
- Reserved Covered Parking Available
- CenturyLink™ Fiber Available
Stronger Connected
- Comcast Available
BUSINESS CLASS



Exclusively represented by:

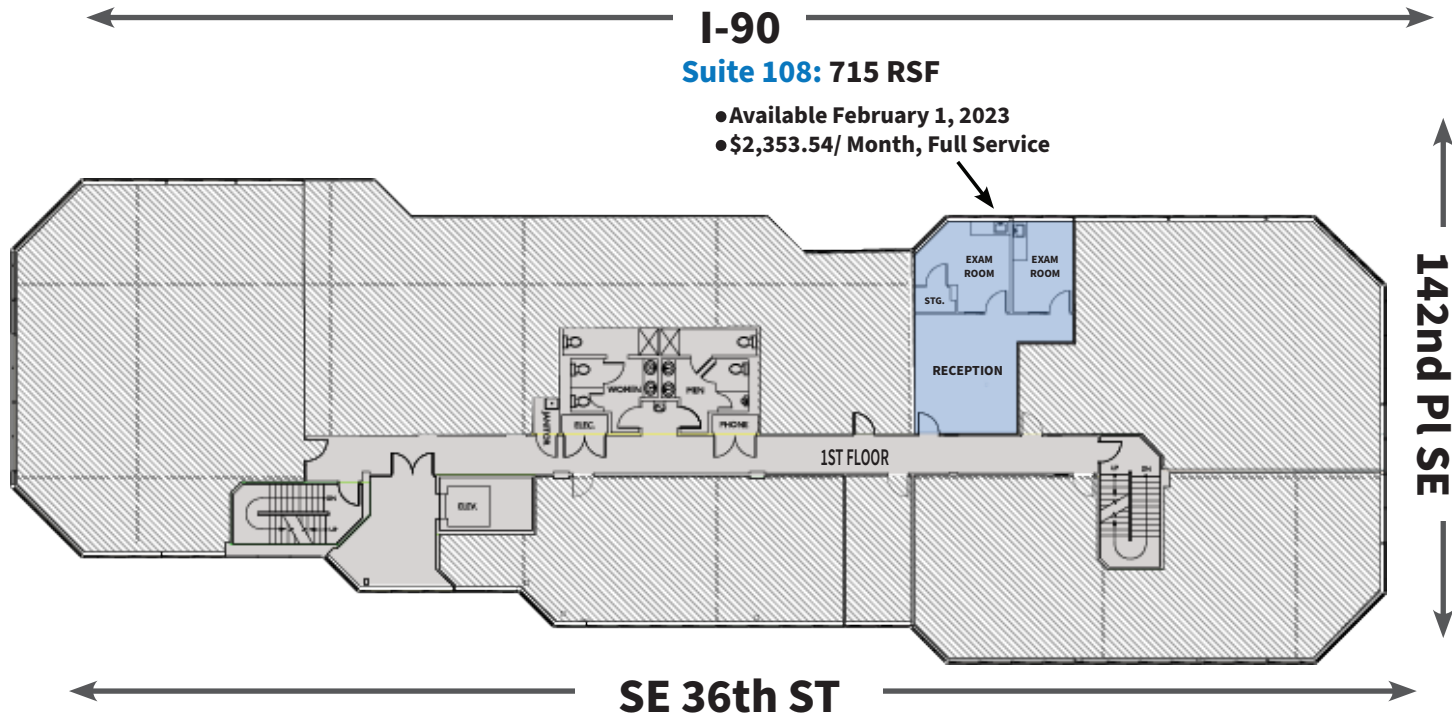


Dan Krekel, ccim
dkrekel@leibsohn.com
(425) 586-4655

The information contained herein has been received from sources we deem reliable. While we have no reason to doubt its accuracy, we do not guarantee it. You are advised to independently verify all information.

14100 OFFICE BUILDING

14100 SE 36th Street, Bellevue, WA 98006



Exclusively represented by:

Leibsohn & Company
Commercial Real Estate Services

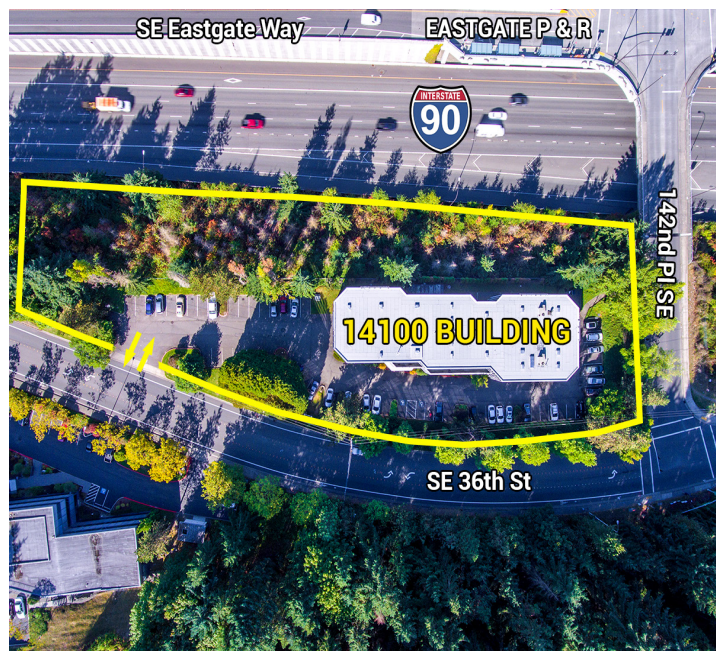
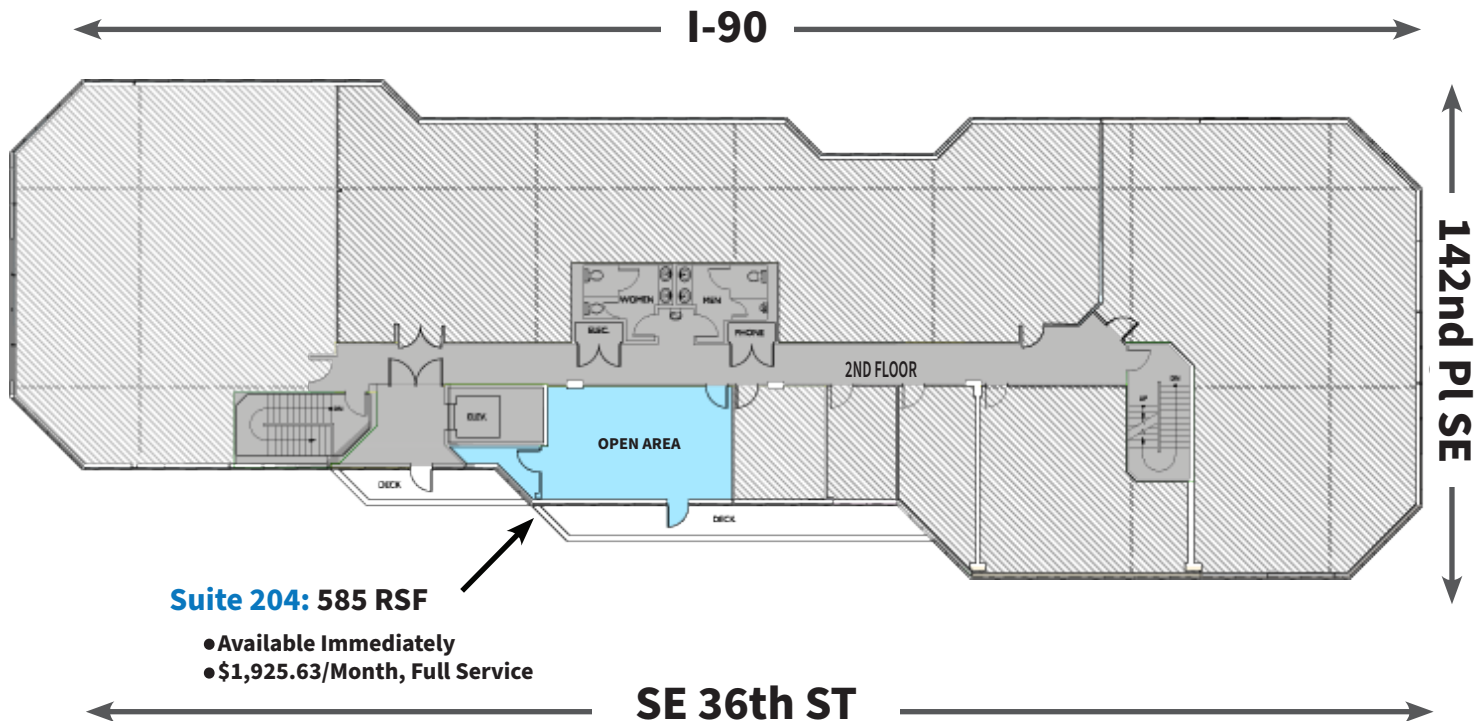
The information contained herein has been received from sources we deem reliable. While we have no reason to doubt its accuracy, we do not guarantee it. You are advised to independently verify all information.

CCIM CCIM Institute
INDIVIDUAL MEMBER

Dan Krekel, ccim
dkrekel@leibsohn.com
(425) 586-4655

14100 OFFICE BUILDING

14100 SE 36th Street, Bellevue, WA 98006



Exclusively represented by:

Leibsohn & Company
Commercial Real Estate Services

CCIM CCIM Institute
INDIVIDUAL MEMBER

Dan Krekel, ccim
dkrekel@leibsohn.com
(425) 586-4655

The information contained herein has been received from sources we deem reliable. While we have no reason to doubt its accuracy, we do not guarantee it. You are advised to independently verify all information.