
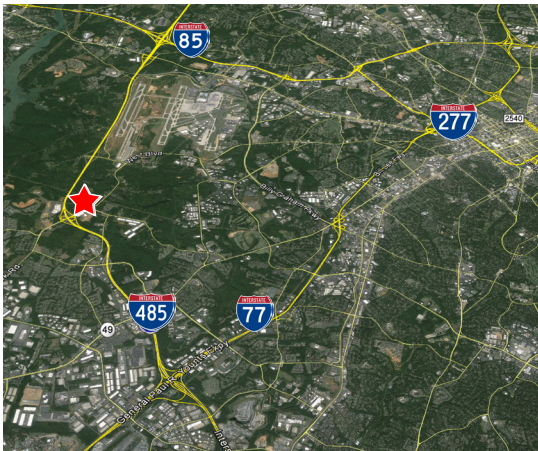


For Lease: Building 11

225,000 SF



STEELE CREEK COMMERCE PARK



LEASING BY:



OWNED & MANAGED BY:
EASTGROUP
PROPERTIES

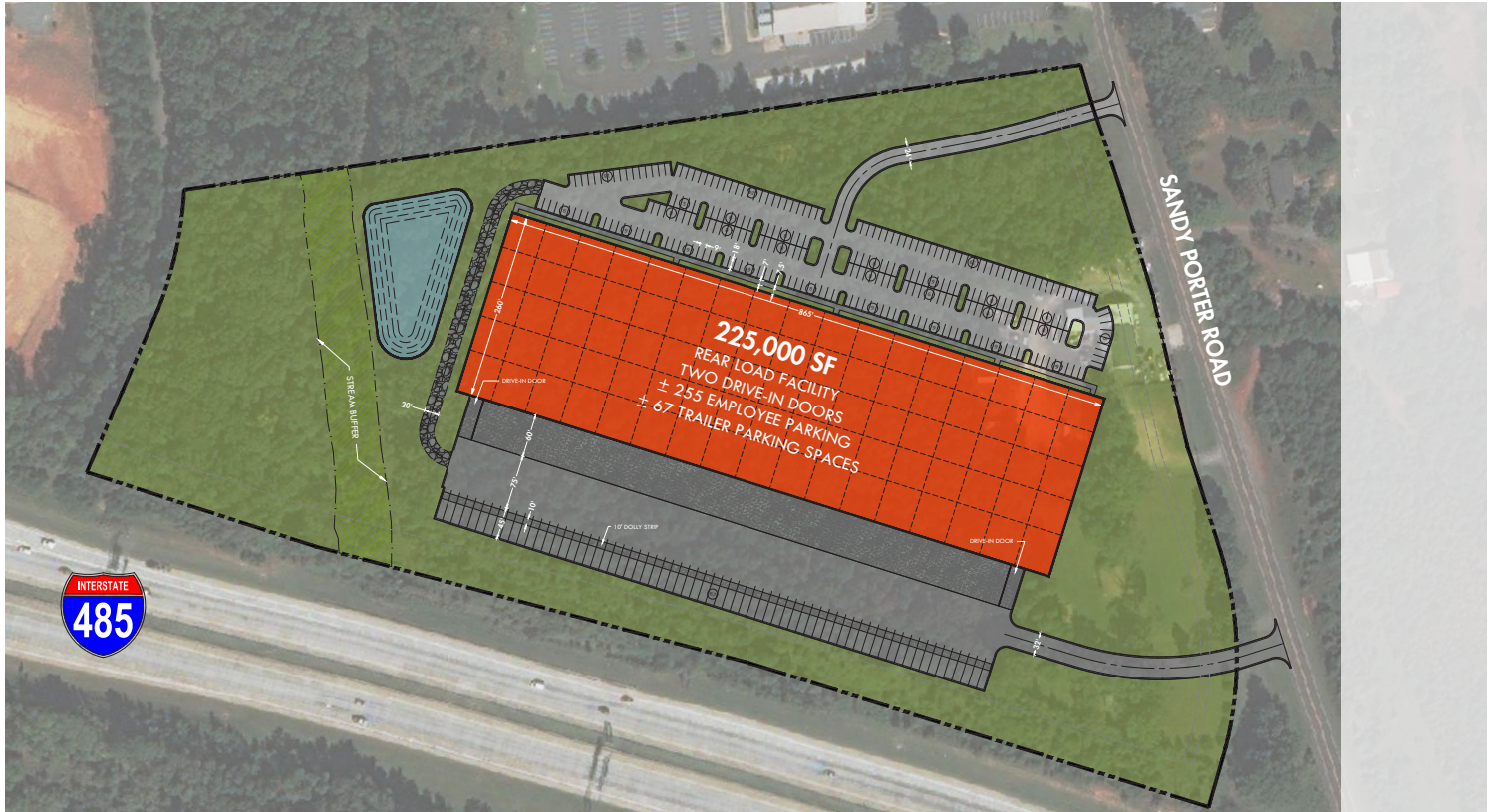
Brad Cherry, CCIM, SIOR

JLL
Managing Director
+1 704 927 3013
brad.cherry@jll.com

Spencer Yorke

JLL
Sr. Vice President
+1 704 927 3004
spencer.yorke@jll.com

JLL Charlotte | 4201 Congress St., Ste. 300 | Charlotte, NC 28209



Building Features

Size (SF):	225,000
Available (SF):	225,000
Construction:	Tilt wall
Zoning:	I-2 (CD)
Sprinkler:	ESFR
Signage:	Building & monument
Parking:	255 car 67 truck

Warehouse Features

Size (SF):	225,000
Ceiling Height:	32' (min)
Column Spacing:	51' x 50'
Speed Bay:	60'
Depth:	260'
Loading:	Rear
Dock Doors:	To suit
Drive-in Doors:	2
Power:	To suit
Lighting:	To suit

Office Features

Size (SF):	To suit
------------	---------

Utilities

Sewer/Water:	Char-Meck
Power:	Duke
Gas:	PNG

Interstate Access:

Less than .5 miles to I-485
±4 miles to I-77
±5 miles to I-85

LEASING BY:



OWNED & MANAGED BY:



Brad Cherry, CCIM, SIOR

JLL
 Managing Director
 +1 704 927 3013
 brad.cherry@jll.com

Spencer Yorke

JLL
 Sr. Vice President
 +1 704 927 3004
 spencer.yorke@jll.com