



**PREMIER
PROPERTIES**
COMMERCIAL
REAL ESTATE

FOR LEASE

217 ALMA ST

Palo Alto, CA

±4,271 Sq. Ft. Retail



BRAD EHIKIAN

Partner

dre license #01736391

☎ | 650.618.3001

✉ | brad.ehikian@prprop.com

JON GOLDMAN

Partner

dre license #01295503

☎ | 650.618.3003

✉ | jon.goldman@prprop.com

JESSE EBNER

Vice President

dre license #02055989

☎ | 650.618.3017

✉ | jesse.ebner@prprop.com

PROPERTY DESCRIPTION

- ▶ Great Downtown Palo Alto Location
- ▶ One Block from Caltrain Station
- ▶ Large, Open Layout
- ▶ High-Visibility with Excellent Signage Opportunities
- ▶ Large, Floor-to-Ceiling Windows
- ▶ On-Site Parking
- ▶ Walking Distance to Downtown Amenities, Restaurants, & Retailers

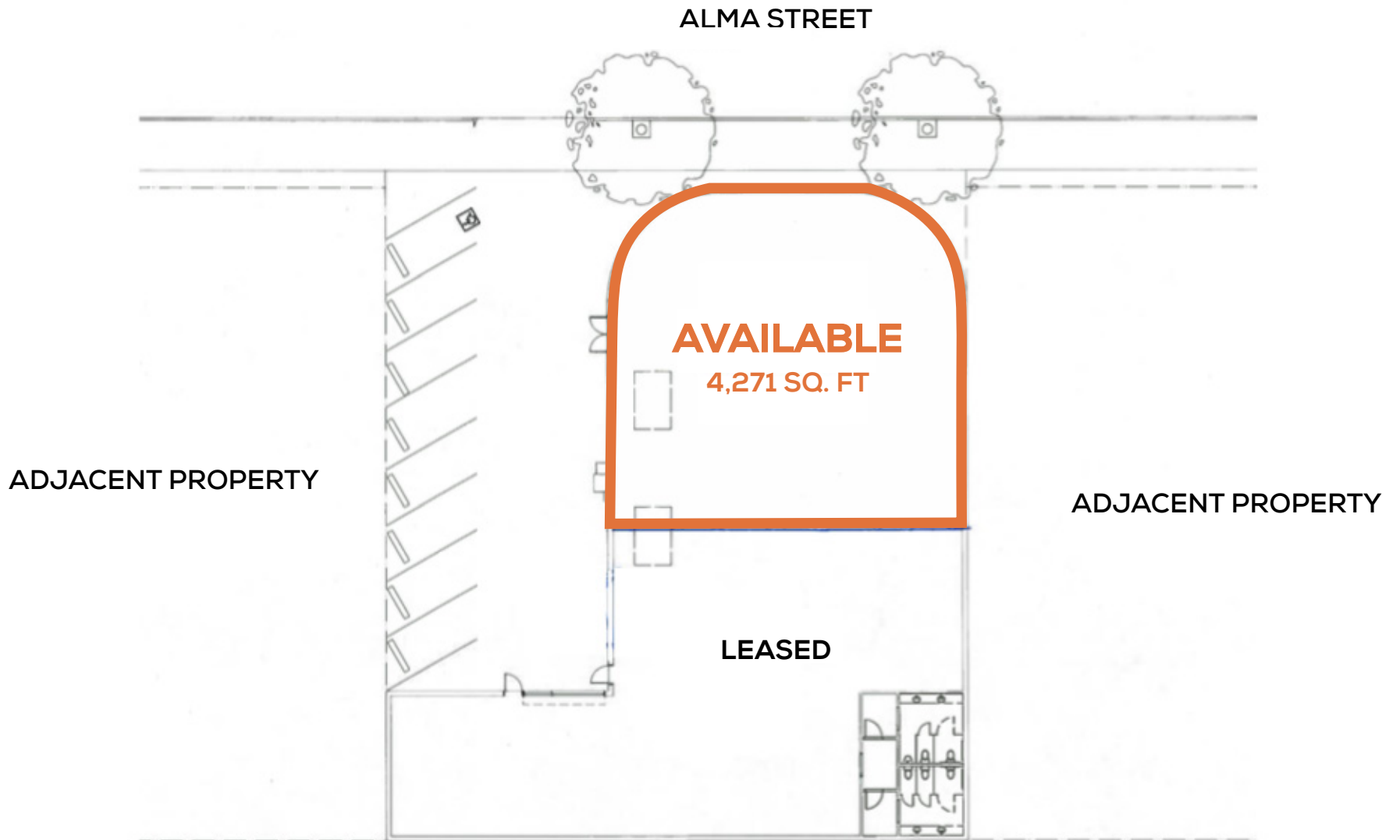


BRAD EHIKIAN
Partner
dre license #01736391
☎ | 650.618.3001
✉ | brad.ehikian@prprop.com

JON GOLDMAN
Partner
dre license #01295503
☎ | 650.618.3003
✉ | jon.goldman@prprop.com

JESSE EBNER
Vice President
dre license #02055989
☎ | 650.618.3017
✉ | jesse.ebner@prprop.com

FLOOR PLAN



FLOOR PLAN MAY NOT BE ACCURATE OR TO SCALE

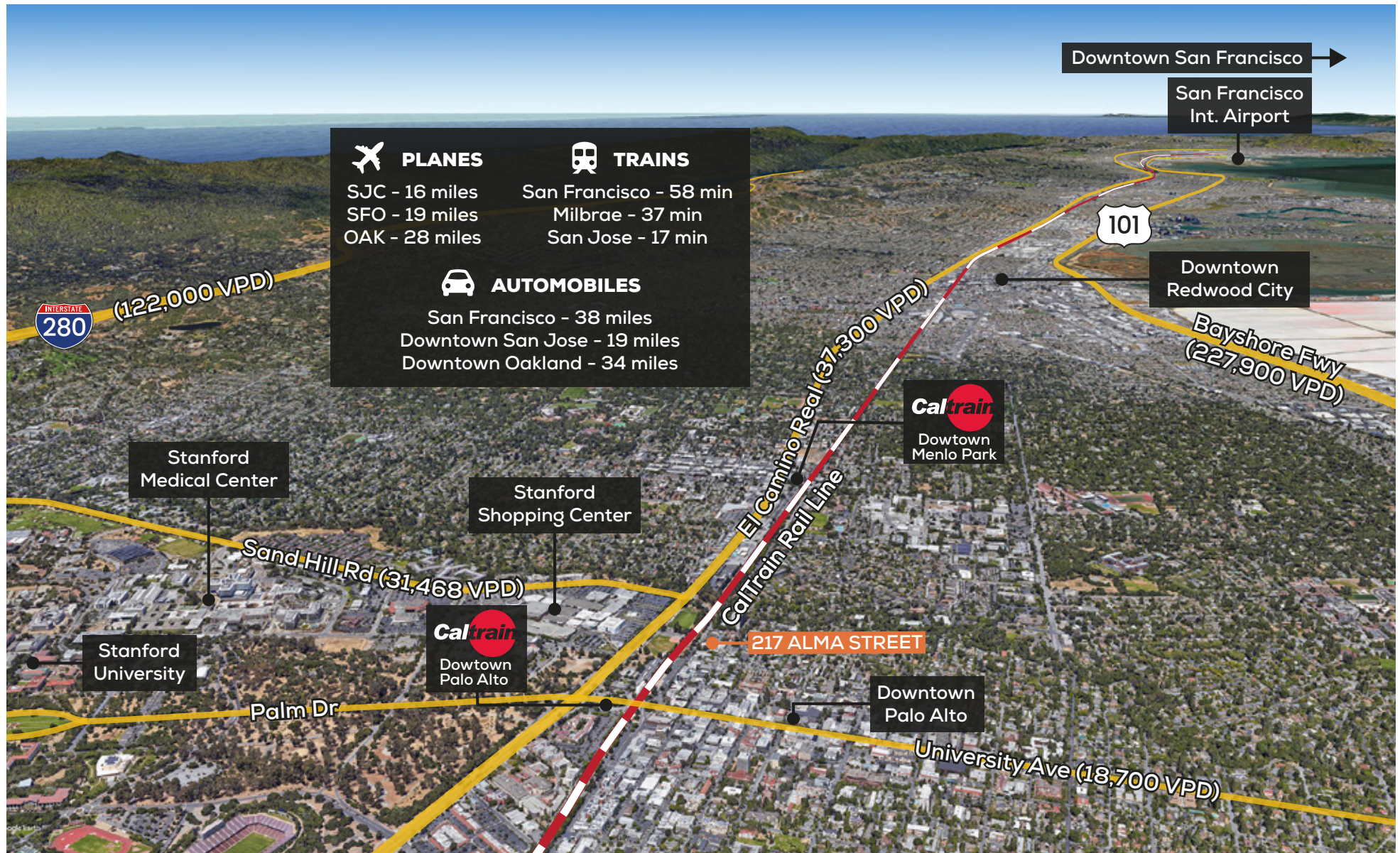


BRAD EHIKIAN
Partner
dre license #01736391
☎ | 650.618.3001
✉ | brad.ehikian@prprop.com

JON GOLDMAN
Partner
dre license #01295503
☎ | 650.618.3003
✉ | jon.goldman@prprop.com

JESSE EBNER
Vice President
dre license #02055989
☎ | 650.618.3017
✉ | jesse.ebner@prprop.com

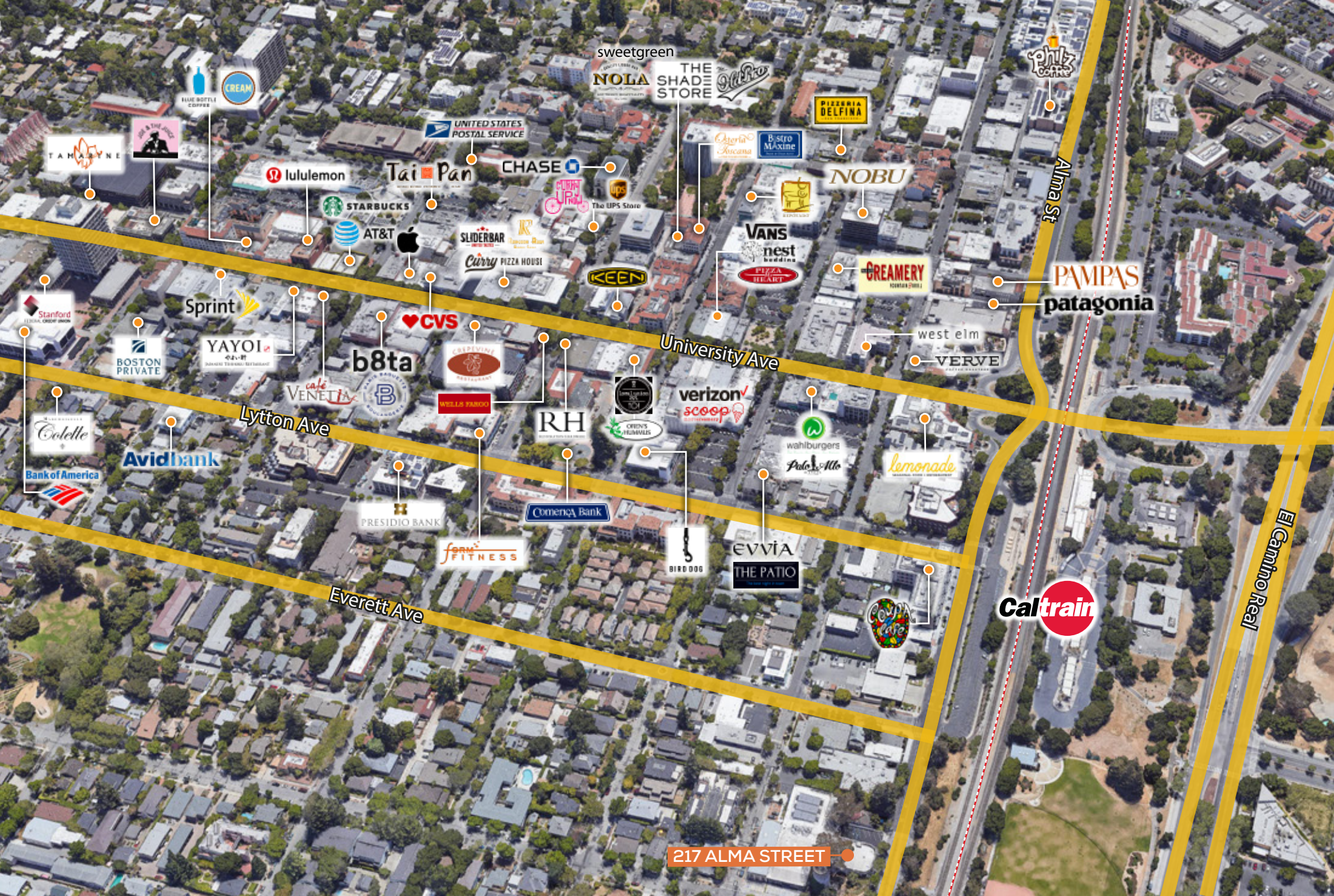
TRANSPORTATION AERIAL



BRAD EHIKIAN
 Partner
 dre license #01736391
 ☎ | 650.618.3001
 ✉ | brad.ehikian@prprop.com

JON GOLDMAN
 Partner
 dre license #01295503
 ☎ | 650.618.3003
 ✉ | jon.goldman@prprop.com

JESSE EBNER
 Vice President
 dre license #02055989
 ☎ | 650.618.3017
 ✉ | jesse.ebner@prprop.com



217 ALMA STREET



**PREMIER
PROPERTIES**
COMMERCIAL
REAL ESTATE

BRAD EHIKIAN
Partner
dre license #01736391
☎ | 650.618.3001
✉ | brad.ehikian@prprop.com

JON GOLDMAN
Partner
dre license #01295503
☎ | 650.618.3003
✉ | jon.goldman@prprop.com

JESSE EBNER
Vice President
dre license #02055989
☎ | 650.618.3017
✉ | jesse.ebner@prprop.com

DEMOGRAPHICS



MEDIAN AGE
40.7

MEDIAN NET WORTH
\$173,409

FAMILIES
3,959

PER CAPITA INCOME
\$107,077

Average Household Income
\$222,862

Average Household Size: **2.0**

Owner Occupied Housing Units: **3,101**

Renter Occupied Housing Units: **5,537**

Median Household Income: **\$161,384**

MAJOR EMPLOYERS:

Data for all businesses in area	1 mile
Total Businesses:	2,824
Total Employees:	36,897
Total Residential Population:	17,812
Employee/Residential Population Ratio (per 100 Residents)	207

Lucile Packard Children's Hospital
Stanford

Stanford HEALTH CARE
vmware
varian



VA PAHCS
Veterans Affairs Palo Alto Health Care System



Sutter Health
Palo Alto Medica Foundation



BRAD EHIKIAN
Partner
dre license #01736391
☎ | 650.618.3001
✉ | brad.ehikian@prprop.com

JON GOLDMAN
Partner
dre license #01295503
☎ | 650.618.3003
✉ | jon.goldman@prprop.com

JESSE EBNER
Vice President
dre license #02055989
☎ | 650.618.3017
✉ | jesse.ebner@prprop.com