

**215,000 SF
AVAILABLE FOR SALE / LEASE**



Kenneth Franzese
Principal
kfranzese@lee-associates.com
D 773.355.3005

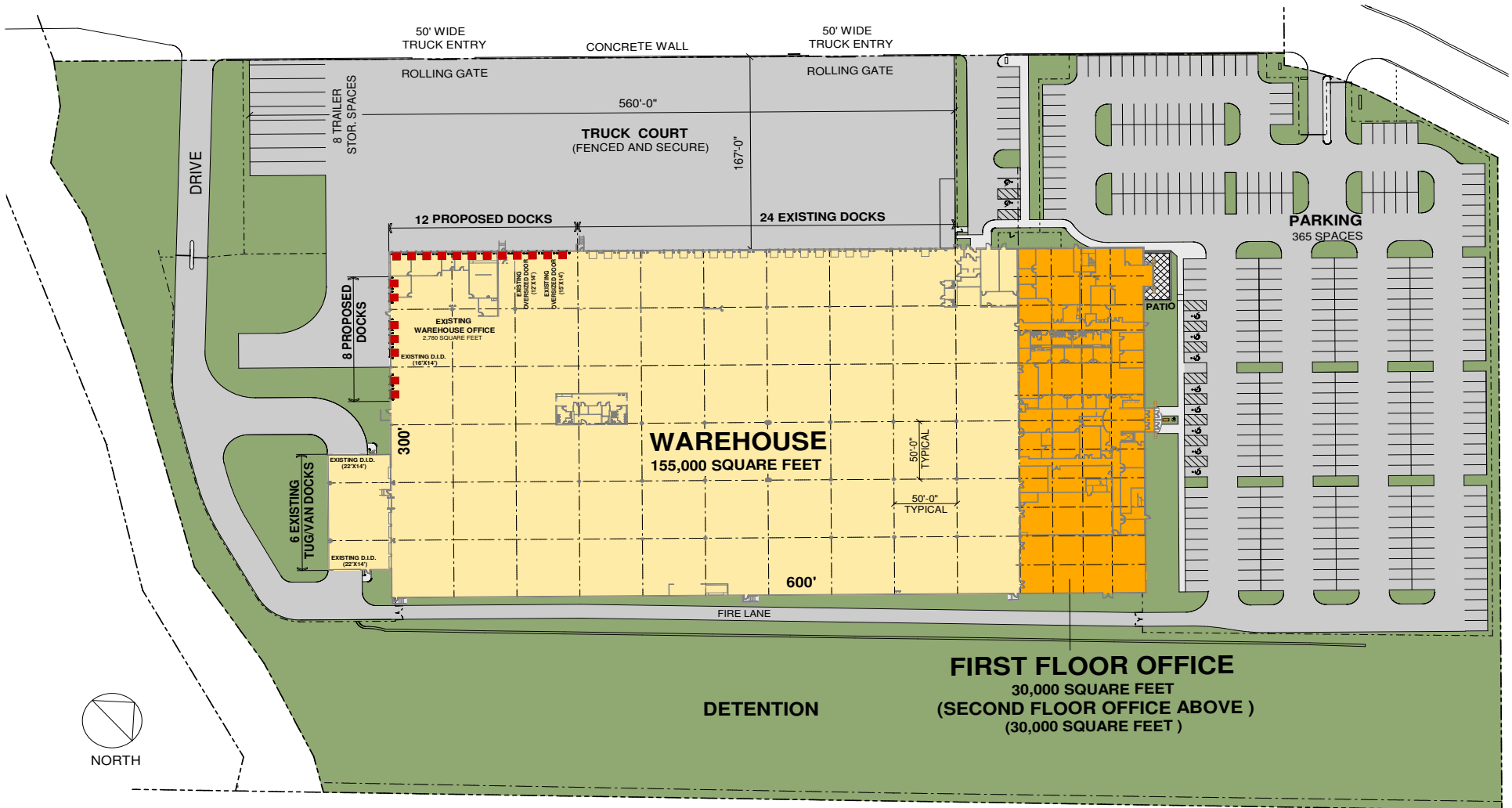
John Cassidy
Principal
jcassidy@lee-associates.com
D 773.355.3006

Chris Nelson
Principal
cnelson@lee-associates.com
D 773.355.3011

All information furnished regarding property for sale, rental or financing is from sources deemed reliable, but no warranty or representation is made to the accuracy thereof and same is submitted to errors, omissions, change of price, rental or other conditions prior to sale, lease or financing or withdrawal without notice. No liability of any kind is to be imposed on the broker herein.

AVAILABLE FOR SALE / LEASE
O'HARE EXPRESS CENTER
514 EXPRESS CENTER DRIVE, CHICAGO, IL 60666

EXPRESS CENTER DRIVE



MANNHEIM ROAD

BUILDING SPECIFICATIONS:

BUILDING SIZE: 215,000 SF (expandable by 72,500 SF)

SITE AREA: 16.5 acres

WAREHOUSE 155,000 SF

OFFICE FINISH: To Suit (up to 60,000 SF on two floors)

CLEAR HEIGHT: 24'

SPRINKLERED: ESFR System

AUTO PARKING: 365 spaces

TRAILER PARKING: Up to 131 spaces available

TRUCK DOCKS:
- 24 exterior docks
(expandable to 44+ docks)
- 6' tug / van loading docks

TRUCK COURT: 167 secured truck court with concrete walls and (2) 50' entry gates

DRIVE-IN DOORS: 3 drive-in doors (expandable)

COLUMNS: 50'x50'

POWER: 4,000A @ 480V

PRICING: Subject to Proposal

FEATURES:

- › Immediate Access to I-294
- › Located Adjacent to O'Hare Airport
- › Frontage/Exposure on Mannheim Road
- › Heavy Automobile Parking
- › Built in 2000
- › Secured Truck Loading Area and Parking Facilities
- › 2.4 Acres of Adjacent Land Available for Trailer Parking and/or Outside Storage
- › Truck Maintenance Area with Drain/Triple Catch Basin
- › Air-conditioned Warehouse Available

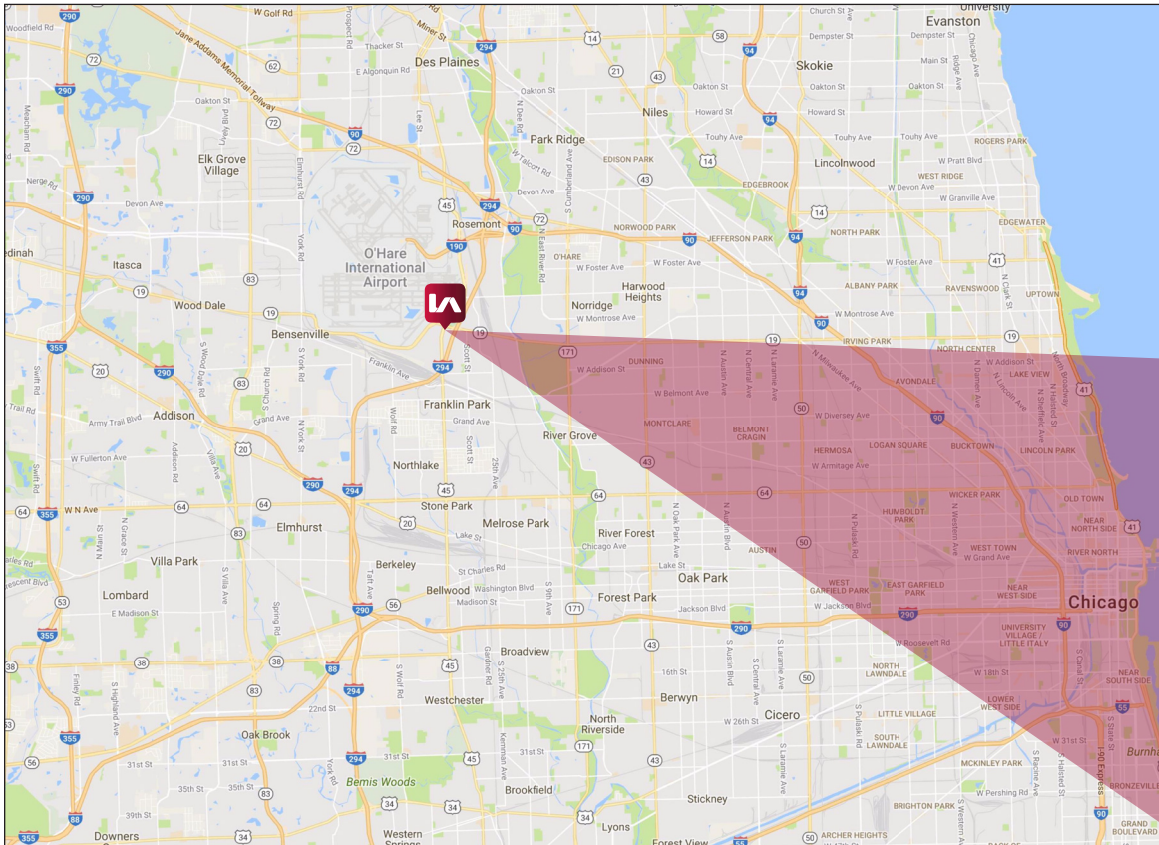


Kenneth Franzese
Principal
kfranzese@lee-associates.com
D 773.355.3005

John Cassidy
Principal
jcassidy@lee-associates.com
D 773.355.3006


Chris Nelson
Principal
cnelson@lee-associates.com
D 773.355.3011

All information furnished regarding property for sale, rental or financing is from sources deemed reliable, but no warranty or representation is made to the accuracy thereof and same is submitted to errors, omissions, change of price, rental or other conditions prior to sale, lease or financing or withdrawal without notice. No liability of any kind is to be imposed on the broker herein.



LOCATION HIGHLIGHTS

- › 2.8 Miles to Northeast Cargo Entrance
- › 3.7 Miles to South Cargo Entrance
- › 5.6 Miles to North Cargo Entrance



Kenneth Franzese
Principal
kfranzese@lee-associates.com
D 773.355.3005

John Cassidy
Principal
jcassidy@lee-associates.com
D 773.355.3006

Chris Nelson
Principal
cnelson@lee-associates.com
D 773.355.3011

All information furnished regarding property for sale, rental or financing is from sources deemed reliable, but no warranty or representation is made to the accuracy thereof and same is submitted to errors, omissions, change of price, rental or other conditions prior to sale, lease or financing or withdrawal without notice. No liability of any kind is to be imposed on the broker herein.