

FOR LEASE

Landbuild Building

6101 23rd Drive West, Everett, WA



SUITE B

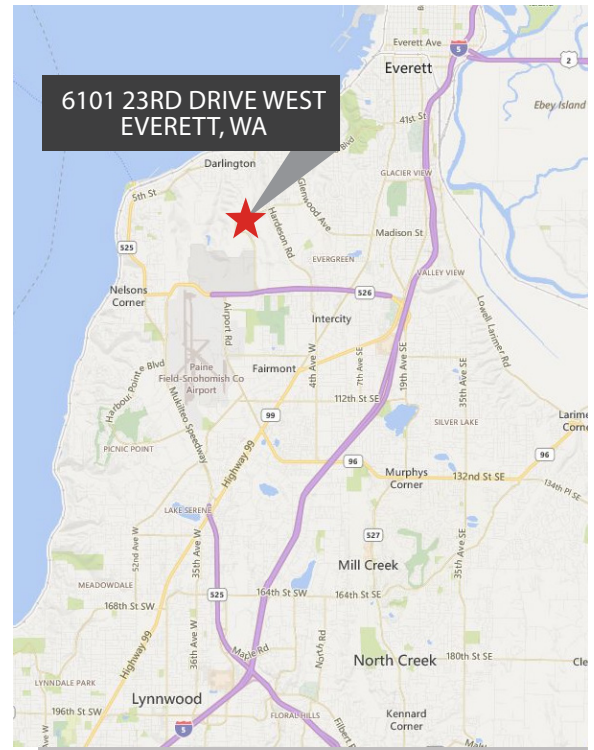
- » 11,770 SF total (11,120 SF warehouse & 650 SF office)
- » 4 dock high doors

FEATURES

- » High image 2012 construction building in Seaway area
- » 24' clear height in warehouse

LEASE RATES:

- » \$0.75/SF for warehouse
- » \$1.45/SF for office
- » \$0.22/SF NNN



OFFERED EXCLUSIVELY BY:

Jones Lang LaSalle Brokerage, Inc.



MATT BOHNER
+1 425 974 4042
matt.bohner@am.jll.com

BRENT JACKSON
+ 1 425 974 4015
brent.jackson@am.jll.com

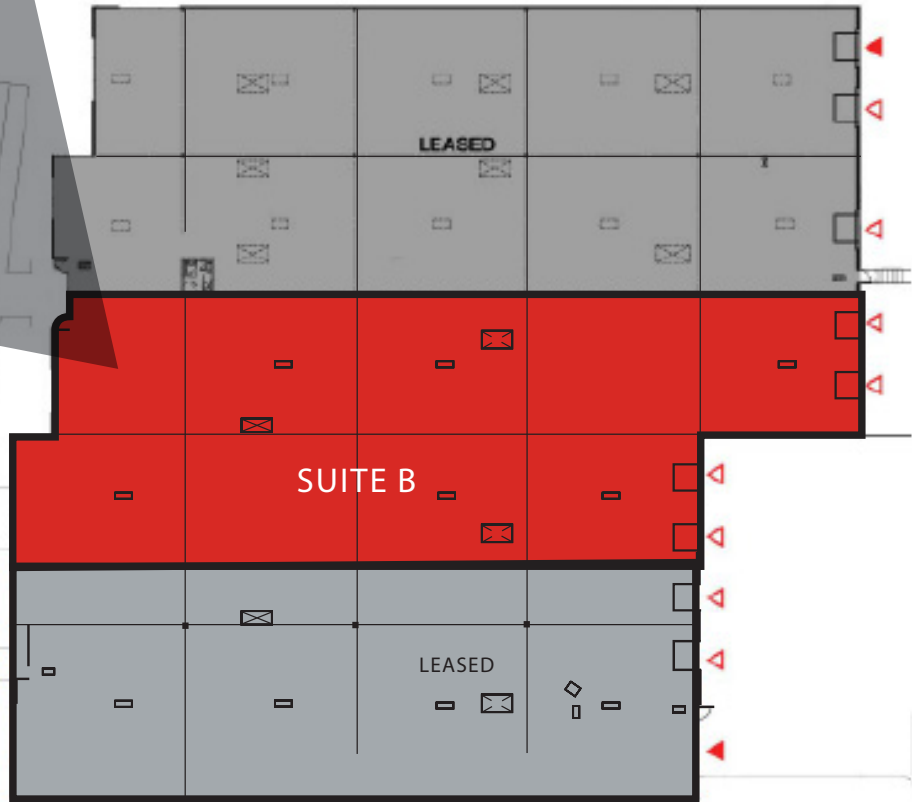
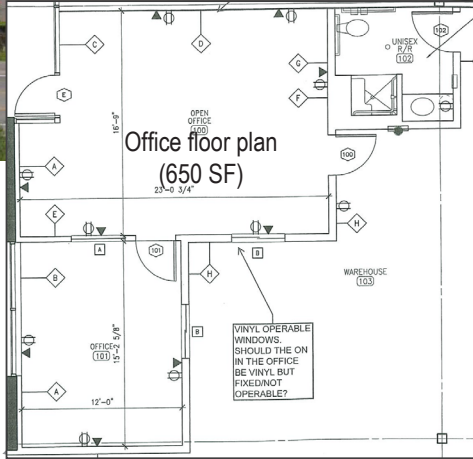
FOR LEASE

LANDBUILD BUILDING B

SUITE B

23RD DR W

MERRILL CREEK PKWY



Jones Lang LaSalle Brokerage, Inc.



MATT BOHNER
+1 425 974 4042
matt.bohner@am.jll.com

BRENT JACKSON
+ 1 425 974 4015
brent.jackson@am.jll.com

www.jll.com/seattle