

MADISON LANSDALE STATION

MAIN STREET & MADISON AVENUE, LANSDALE, PA

±800 – 8,000 SF AVAILABLE FOR LEASE

DEVELOPED BY
EQUUS
CAPITAL PARTNERS, LTD.



property highlights.

- Multi-use redevelopment project of the existing Madison Parking Lot in Central Lansdale
- Project will feature 181 luxury apartments and 17,500 SF of retail
- Convenient access to Septa's Lansdale Station and parking garage with over 1,300 commuters boarding
- Unique opportunity for retail, entertainment and restaurant tenants!

stats.

2016 DEMOGRAPHICS*	1 MILE	3 MILES	5 MILES
EST. POPULATION	15,840	77,561	146,122
EST. HOUSEHOLDS	6,305	30,709	56,260
EST. AVG. HH INCOME	\$56,430	\$75,960	\$85,783

MAIN STREET (ROUTE 63) TRAFFIC COUNT: 14,030 VPD *ESRI 2016



METRO[®]
COMMERCIAL
REAL ESTATE, INC.

MetroCommercial.com | PHILADELPHIA, PA | PLYMOUTH MEETING, PA | MOUNT LAUREL, NJ | NAPLES, FL

get in touch.

MADLINE WHEELER

office 215.893.0300
direct 215.282.0153
mwheeler@metrocommercial.com

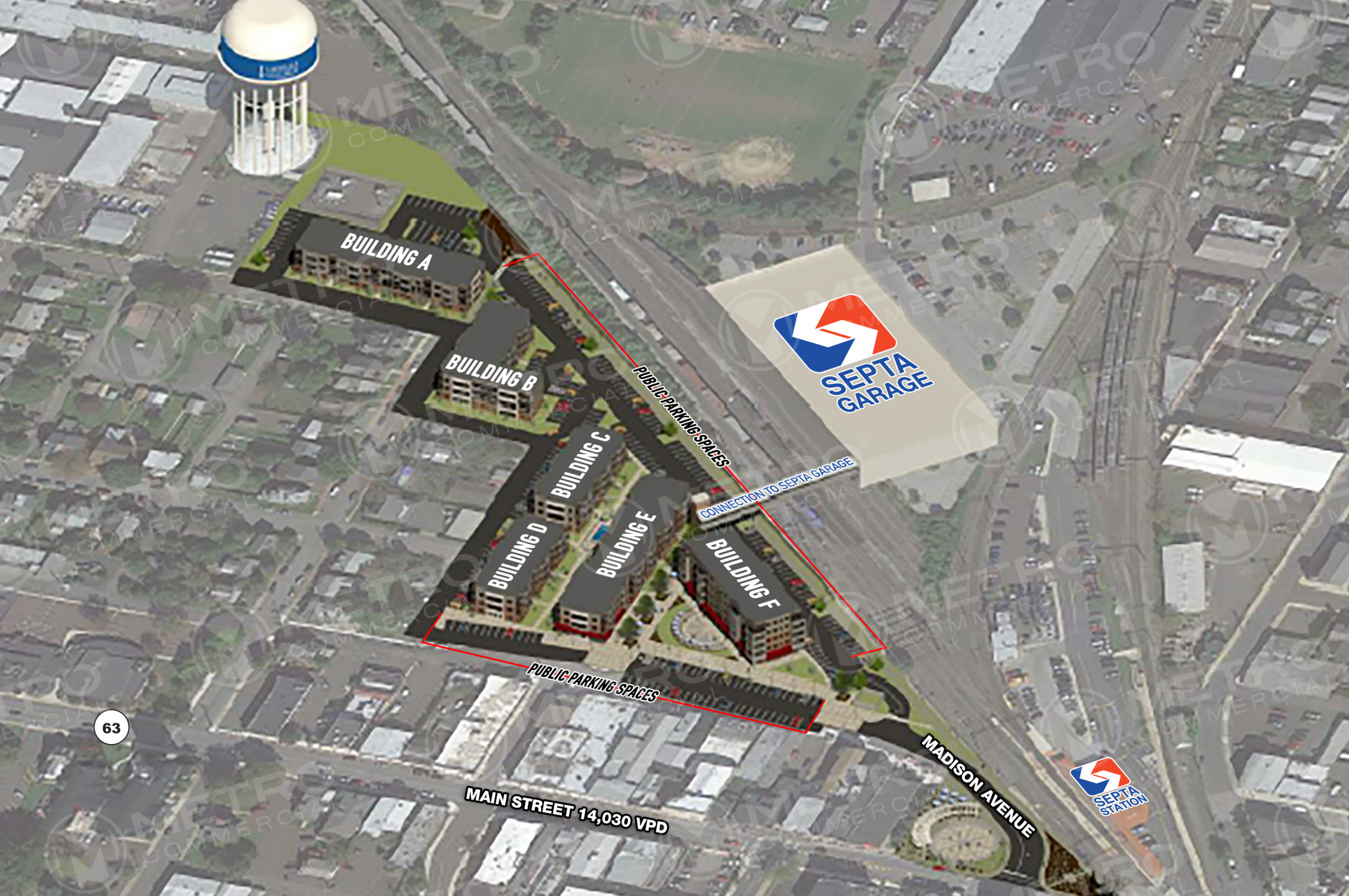
NEW LOOK FOR MADISON LANSDALE STATION



The information and images contained herein are from sources deemed reliable. However, Metro Commercial Real Estate, Inc. makes no representation whatsoever as to their accuracy or authenticity. Images shown may be modified for illustrative purposes. Images may be out-of-date and not current. 11.27.17

**MAIN STREET & MADISON AVENUE
LANSDALE, PA**

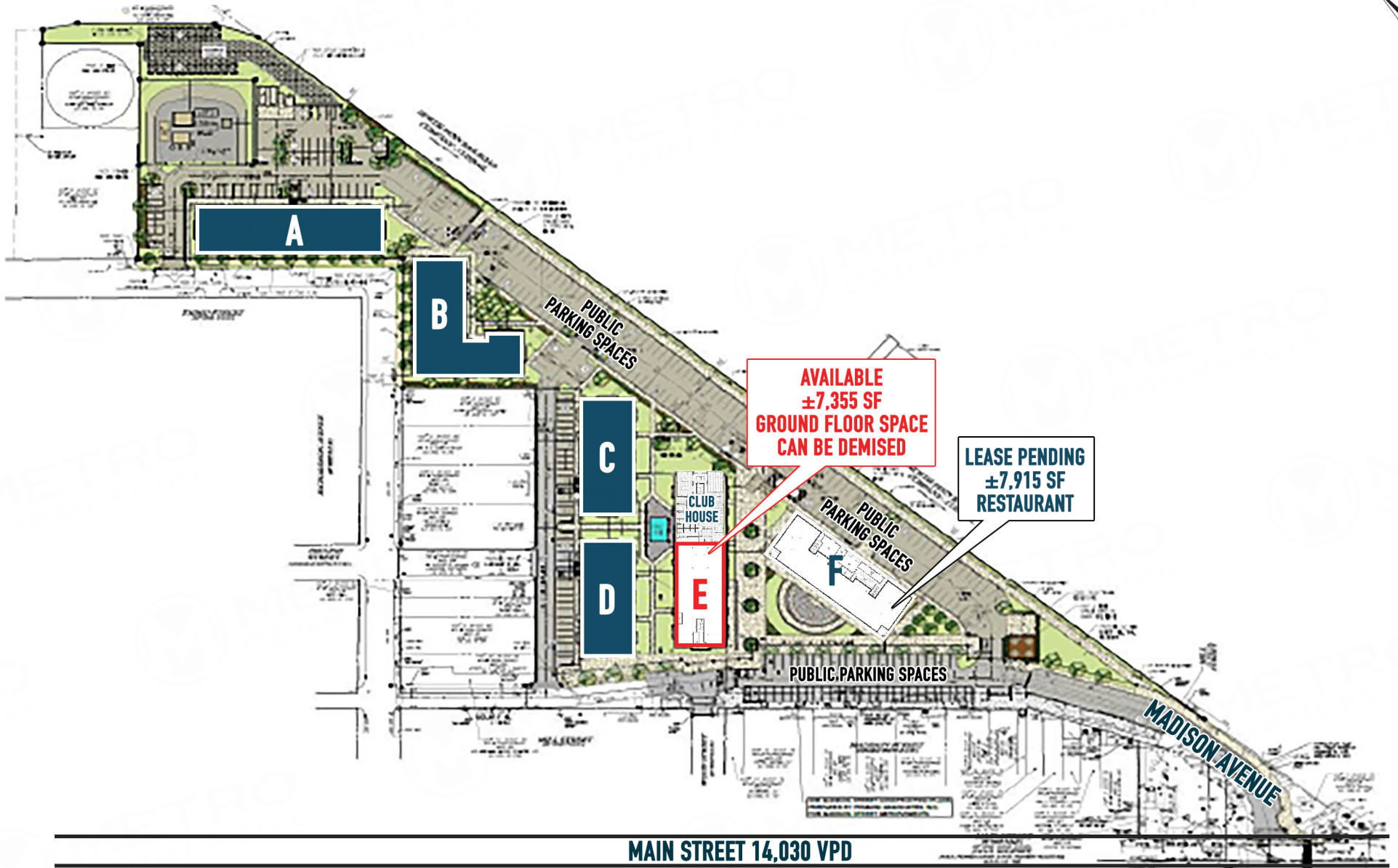




63

The information and images contained herein are from sources deemed reliable. However, Metro Commercial Real Estate, Inc. makes no representation whatsoever as to their accuracy or authenticity. Images shown may be modified for illustrative purposes. Images may be out-of-date and not current. 11.27.17

MAIN STREET & MADISON AVENUE LANSDALE, PA



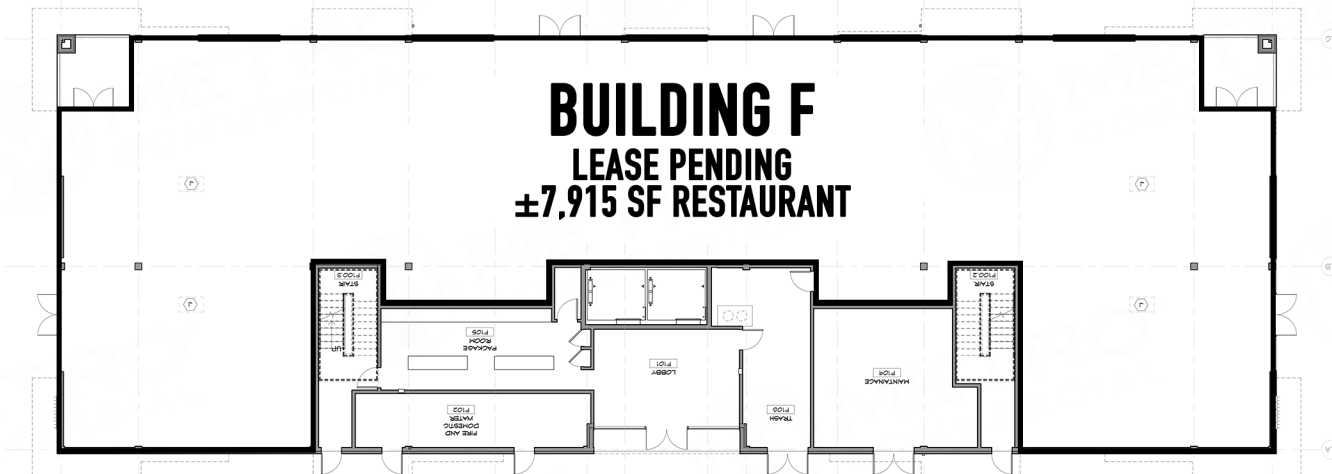
MAIN STREET & MADISON AVENUE LANSDALE, PA



The information and images contained herein are from sources deemed reliable. However, Metro Commercial Real Estate, Inc. makes no representation whatsoever as to their accuracy or authenticity. Images shown may be modified for illustrative purposes. Images may be out-of-date and not current. 11.27.17



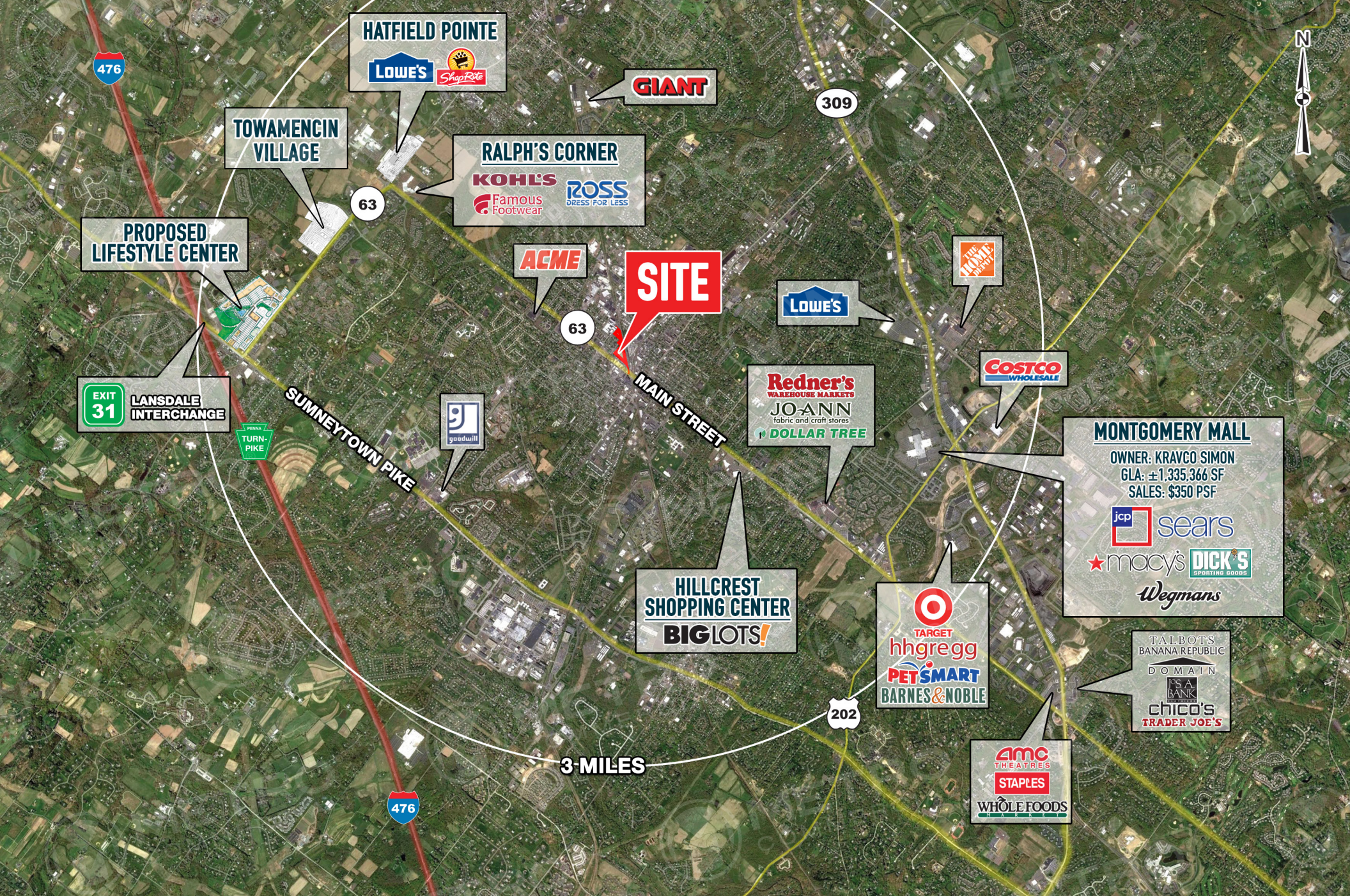
1 BUILDING "E" - 1ST FLOOR
 Copy 2
 A-020 1/8" = 1'-0"



The information and images contained herein are from sources deemed reliable. However, Metro Commercial Real Estate, Inc. makes no representation whatsoever as to their accuracy or authenticity. Images shown may be modified for illustrative purposes. Images may be out-of-date and not current. 11.27.17

MAIN STREET & MADISON AVENUE
LANSDALE, PA





The information and images contained herein are from sources deemed reliable. However, Metro Commercial Real Estate, Inc. makes no representation whatsoever as to their accuracy or authenticity. Images shown may be modified for illustrative purposes. Images may be out-of-date and not current. 11.27.17

MAIN STREET & MADISON AVENUE LANSDALE, PA