

DRIVE-THRU PAD

SSWC 7th Street & Bethany Home Road, Phoenix | AZ

For Lease

±2,027 SF
PAD WITH DRIVE-THRU
±20,673 SF LAND

BETHANY HOME ROAD
±26,815 VPD

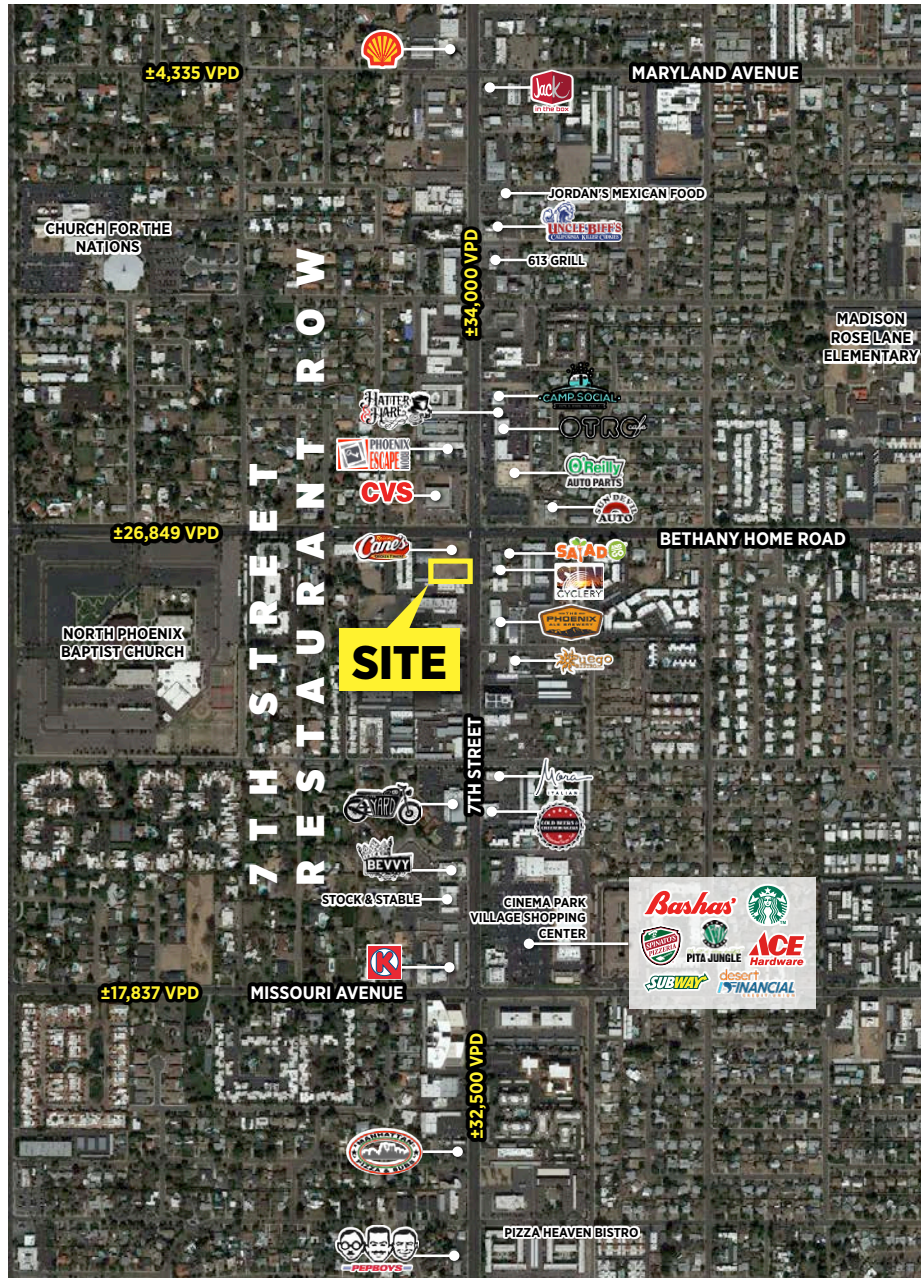
7TH STREET ±37,800 VPD

For More Information
Please Contact:

Mark Bramlett
Managing Director
+1 602 224 4492
mark.bramlett@cushwake.com

2555 E Camelback Rd Ste 400
Phoenix, Arizona 85016
p ++1 602 954 9000 | f +1 602 253 0528
cushmanwakefield.com



SSWC 7th Street & Bethany Home Road, Phoenix | AZSSWC 7th Street & Bethany Home Road, Phoenix | AZ

DEMOGRAPHICS

Daytime
Population within
1.5 miles of site

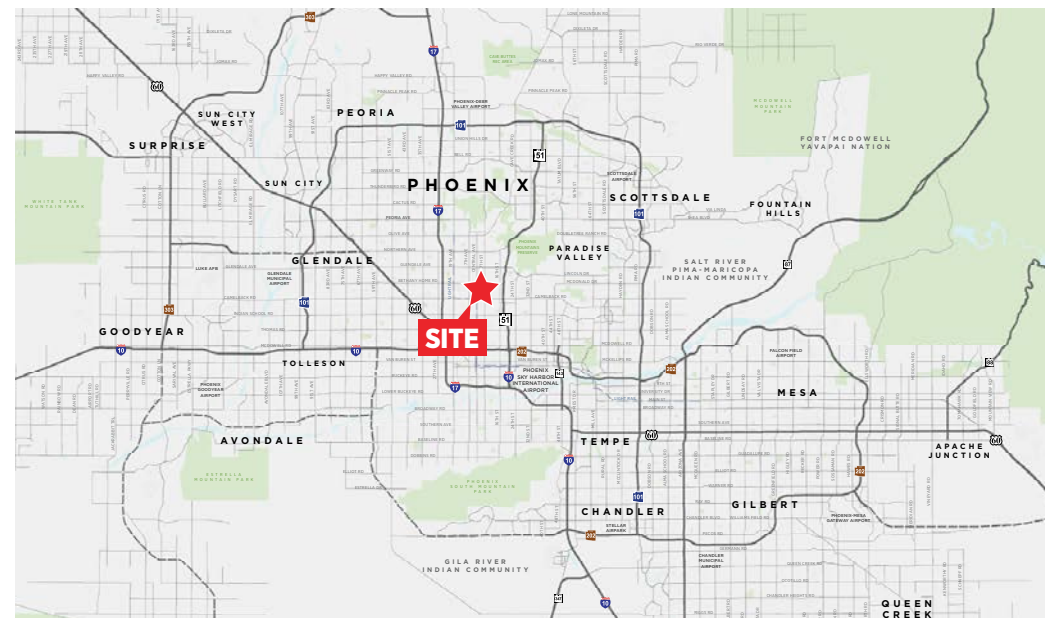
Minutes to
SR-51 Freeway

Students in the area

Under Construction

Existing Multifamily Units


Proposed Multifamily Units



DRIVE-THRU PAD

SSWC 7th Street & Bethany Home Road, Phoenix | AZ

For Lease



SIGN "A" - Bethany Home



SIGN "C" - 7th Street

Mark Bramlett
Managing Director
+1 602 224 4492
mark.bramlett@cushwake.com

2555 E Camelback Rd Ste 400
Phoenix, Arizona 85016
p +1 602 954 9000 | f +1 602 253 0528
cushmanwakefield.com



DRIVE-THRU PAD

SSWC 7th Street & Bethany Home Road, Phoenix | AZ

For Lease

Property Features

- Free Standing Drive Thru
- Pad B ±2,027 SF
- Land Size: 20,673 SF
- Zoning: C-2
- Rate: Net Lease
- Call for Lease Rate

Traffic Counts

Bethany Home Rd – 25,679 VPN

N 7th Street – 30,146 VPN

2017 DEMOGRAPHICS	1 Mile	3 Mile	5 Mile
POPULATION	15,945	156,999	408,219
HOUSEHOLDS	7,903	69,644	160,491
AVERAGE HOUSEHOLD INCOME	\$84,581	\$71,120	\$64,096

2017 BUSINESS DEMOGRAPHICS	1 Mile	3 Mile	5 Mile
TOTAL BUSINESSES	1,057	8,663	10,032
TOTAL EMPLOYEES	10,262	106,915	244,847
TOTAL RESIDENTIAL POPULATION	15,945	156,999	408,219

