



FELLOWSHIP ROAD



EAST GATE DRIVE

FOR LEASE

Gateway Business Park

Mount Laurel, NJ

521 Fellowship Road:

Suite 120: 1,509 SF

523 Fellowship Road:

Suite 230: 8,610 SF**

Suite 245: 5,712 SF**

**Up to 14,322 SF of contiguous space available

Suite 280: 5,270 SF*

Suite 285: 4,411 SF*

*Up to 9,681 SF of contiguous space available

525 Fellowship Road:

Suite 305: 4,115 SF

124 Gaither Drive:

Suite 120: 2,604 SF* Suite 130: 6,294 SF*

Suite 165: 3,734 SF** Suite 170: 4,126 SF**

*Up to 8,898 SF of contiguous space available

**Up to 7,860 SF of contiguous space available

130 Gaither Drive:

Suite 110: 8,520 SF Suite 124: 8,505 SF

Suite 120: 4,290 SF Suite 136: 12,437 SF

Rear Suite 123: 2,363 SF

Up to 27,595 SF of contiguous space available

136 Gaither Drive:

Suite 150: 15,336 SF*

Suite 200: 9,489 SF*

*Up to 24,825 SF of contiguous space available

158 Gaither Drive:

FULLY LEASED

200 East Park Drive:

Suite 400: 5,277 SF*

Suite 500: 11,902 SF*

*Up to 16,369 SF of contiguous space

For information, please contact:

Anne Klein
Executive Managing Director
t 856-334-2110
aklein@ngkf.com

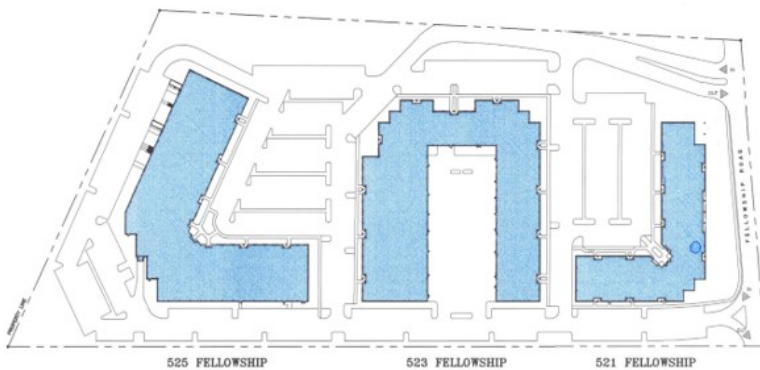
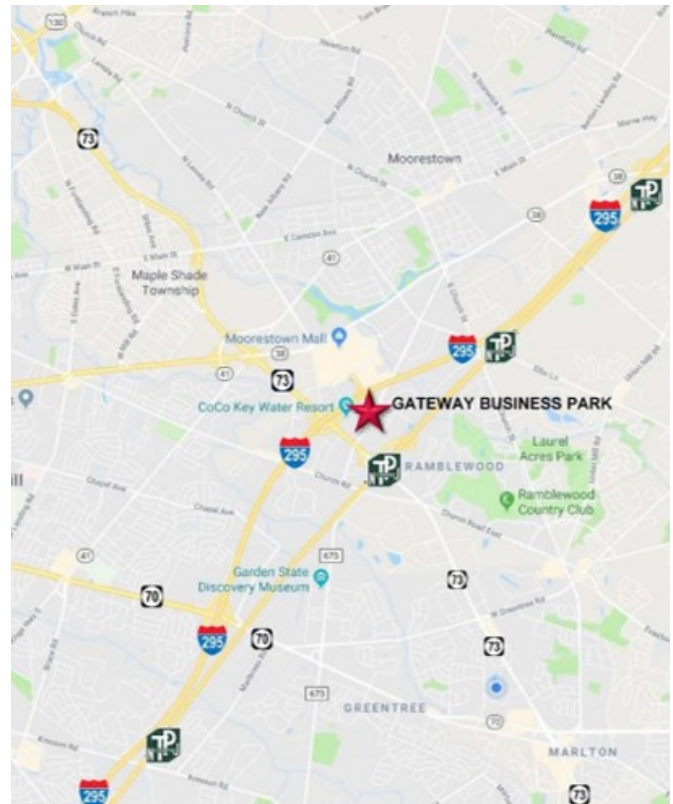
40 Lake Center Executive Park,
401 Route 73 North, Suite 120
Marlton, NJ 08053
t 856-334-2100
nmrk.com

FOR LEASE

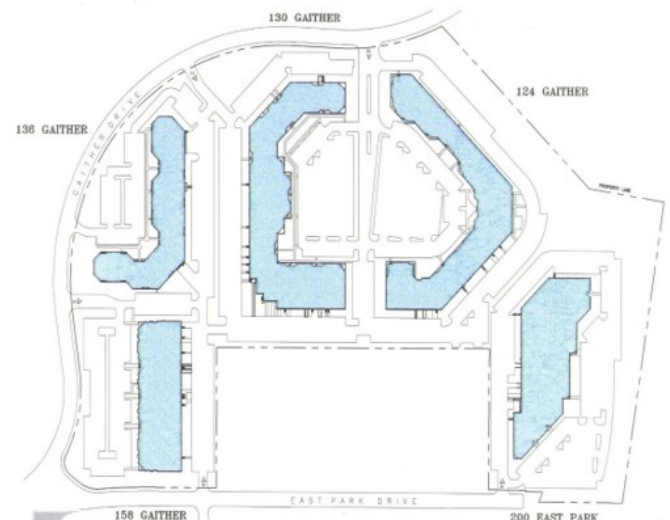
Gateway Business Park, Mount Laurel, NJ

PROPERTY HIGHLIGHTS:

- Easy access to all major highways
- Individually controlled HVAC
- 4.4/1000 parking ratio
- Corporate park setting
- Minutes from Route 73, I-295 and New Jersey Turnpike
- Immediate access to hotels, restaurants, and over 1,000,000 square feet of retail at the Moorestown Mall and East Gate Square
- \$11.00/SF, NNN



Gateway at Fellowship



Gateway at Eastgate