

FOR LEASE | FLETCHER PLAZA

Shop & Restaurants Pads
NWC Fletcher Pkwy & HWY 67, El Cajon, California



FEATURES

- Redevelopment
- Located at the corner of Fletcher Pkwy & 67 Freeway
- Across the street from Parkway Plaza Mall
- Freeway proximity provides regional exposure
- Outstanding location for high quality users

DEMOGRAPHICS

	1 Mile	3 Mile	5 Mile
2016 Population:	25,901	171,208	347,937
2021 Proj Pop:	27,556	183,078	366,456
Daytime Pop:	16,612	61,507	104,495
Avg HH Income:	\$48,458	\$65,474	\$75,059



MIKE MOSER
Lic.# 00821359
858.523.2087
mikemoser@retailinsite.net

MATT MOSER
Lic.# 01772051
858.523.2096
mmoser@retailinsite.net

MAYA GRIM
Lic.# 01273486
858.523.2094
mgrim@retailinsite.net

12264 EL CAMINO REAL STE. 202 SAN DIEGO, CA 92130 | LIC # 01206760 | T: 858 523 2090 | RETAILINSITE.NET



The information above has been obtained from sources believed to be reliable. While we do not doubt its accuracy, we have not verified it and make no guarantee, warranty or representation about it. It is your responsibility to independently confirm its accuracy and completeness. Any projections, opinions, assumptions or estimates used are for example only and do not represent the current or future performance of the property. The value of this transaction to you depends on tax and other factors which should be evaluated by your tax, financial and legal advisors. You and your advisors should conduct a careful, independent investigation of the property to determine to your satisfaction the suitability of the property for your needs.

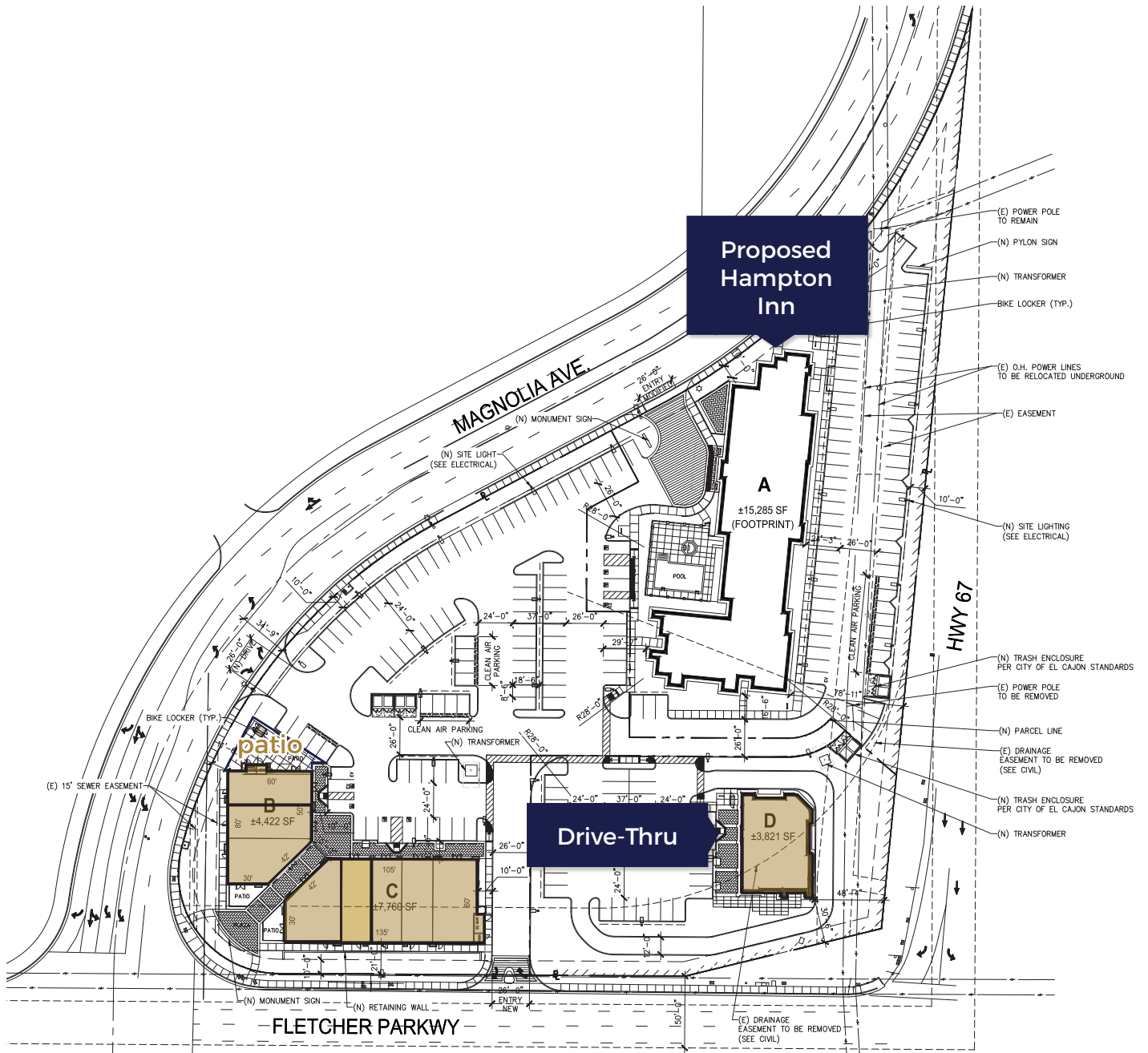
FOR LEASE | FLETCHER PLAZA

Shop & Restaurants Pads

NWC Fletcher Pkwy & HWY 67, El Cajon, California



SITE PLAN



RI RETAIL INSITE

MIKE MOSER
Lic.# 00821359
858.523.2087

MATT MOSER
Lic.# 01772051
858.523.2096

MAYA GRIM
Lic.# 01273486
858.523.2094

mikemoser@retailinsite.net mmoser@retailinsite.net mgrim@retailinsite.net

12264 EL CAMINO REAL STE. 202 SAN DIEGO, CA 92130 | LIC # 01206760 | T: 858 523 2090 | RETAILINSITE.NET










MEMBERS OF
CHAINLINKS
RETAIL ADVISORS

The information above has been obtained from sources believed to be reliable. While we do not doubt its accuracy, we have not verified it and make no guarantee, warranty or representation about it. It is your responsibility to independently confirm its accuracy and completeness. Any projections, opinions, assumptions or estimates used are for example only and do not represent the current or future performance of the property. The value of this transaction to you depends on tax and other factors which should be evaluated by your tax, financial and legal advisors. You and your advisors should conduct a careful, independent investigation of the property to determine to your satisfaction the suitability of the property for your needs.

EXPANDED DEMOGRAPHIC PROFILE

Estimated 2016 • Calculated Using Proportional Block Groups

NWC Fletcher Pkwy & HWY 67 | El Cajon, CA

 POPULATION	1 MILE	3 MILES	5 MILES
Estimated Population	25,901	171,208	347,937
Forecasted Population (2021)	27,556	183,078	366,456
 HOUSEHOLDS			
Households	9,429	59,565	118,488
 AVG HHD INCOME			
Estimated Avg Household Income	\$56,813	\$76,977	\$87,553
Avg Family Income	\$51,504	\$74,433	\$86,200
 MEDIAN HH INCOME			
Estimated Median Household Income	\$44,011	\$61,643	\$71,150
Median Family Income	\$45,999	\$65,905	\$76,849
 \$\$\$ PER CAPITA INCOME			
Est. Proj. Per Capita Income	\$20,888	\$27,571	32,410
 \$\$ OTHER INCOME			
Est. Proj. Median Disposable Income	\$37,888	\$50,602	\$57,478
 DAYTIME DEMOS			
Total Number of Businesses	1,521	5,845	10,638
Total Number of Employees	16,612	61,507	104,495
 RACE & ETHNICITY	1 MILE	3 MILES	5 MILES
White	14,459 59.4%	115,586 72.4%	248,730 76.1%
Black or African American	2,487 10.3%	8,933 5.6%	16,067 4.9%
American Indian & Alaskan Native	230 1.0%	1,277 0.8%	2,470 0.8%
Asian	929 3.8%	5,641 3.5%	12,087 3.7%
Hawaiian & Pacific Islander	150 0.6%	804 0.5%	1,574 0.5%
Other Race	3,921 16.2%	16,491 10.3%	25,801 7.9%
Two or More Races	2,079 8.6%	10,904 6.8%	20,324 6.2%
 AGE DISTRIBUTION			
Median Age	34.15 yrs	33.59 yrs	33.62 yrs
 HOUSING			
Total Housing Units	9,451	59,150	128,070