



**LOCATION**

Building 1  
4510 Aumsville Highway  
Salem OR 97317

**TOTAL SQ. FT.**  
**OFFICE SQ. FT.**

43,221 sq.ft.  
1,209 sq.ft.

**DOCK HIGH DOORS**  
**DRIVE IN DOORS**  
**CLEAR HEIGHT**

14  
4  
24'

**FEATURES**

One mile from the I-5 interchange  
with Highway 22

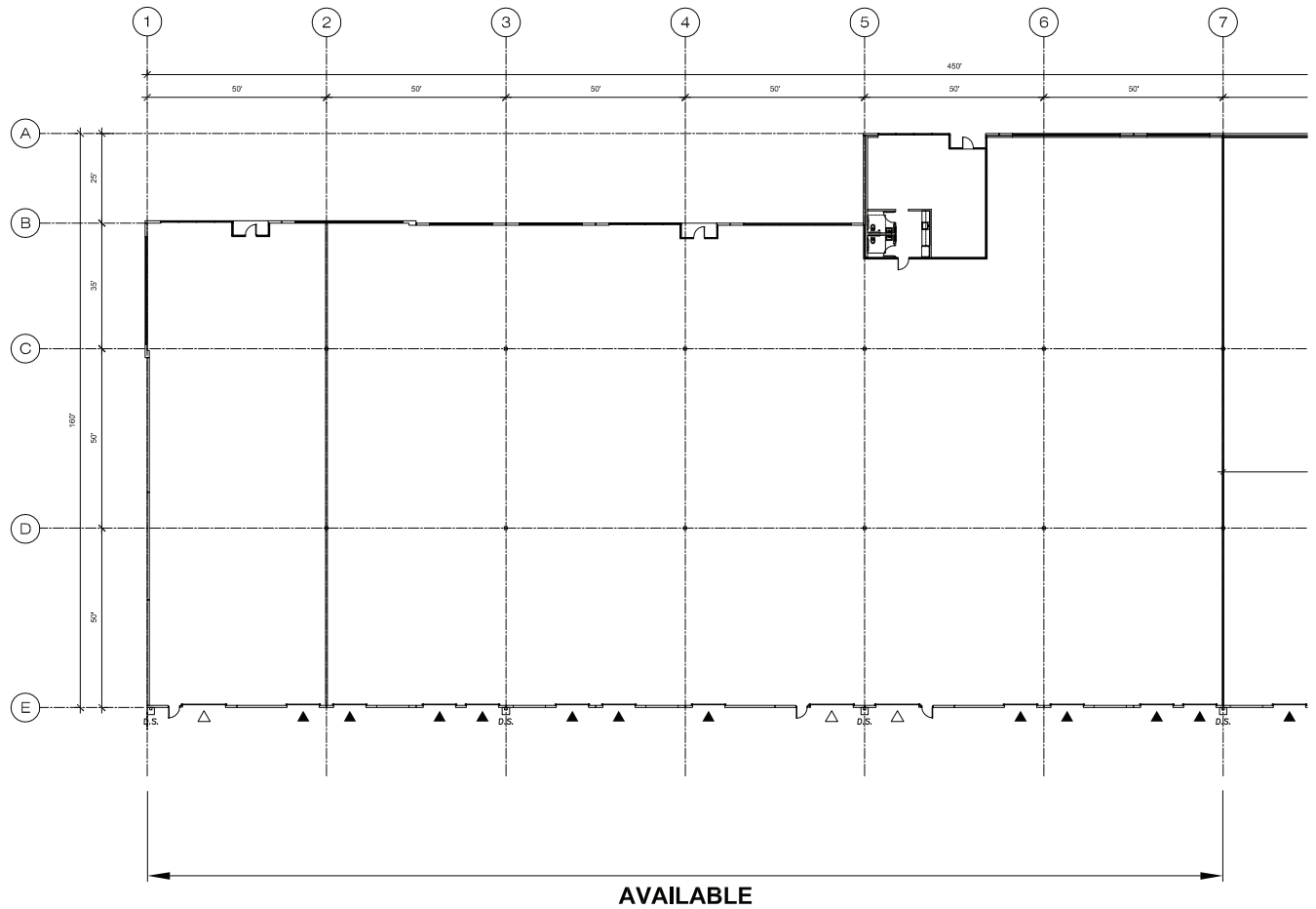
**ANNUAL RATE**

\$.55/sq.ft. - Shell  
\$.90/sq.ft. - Office  
NNN

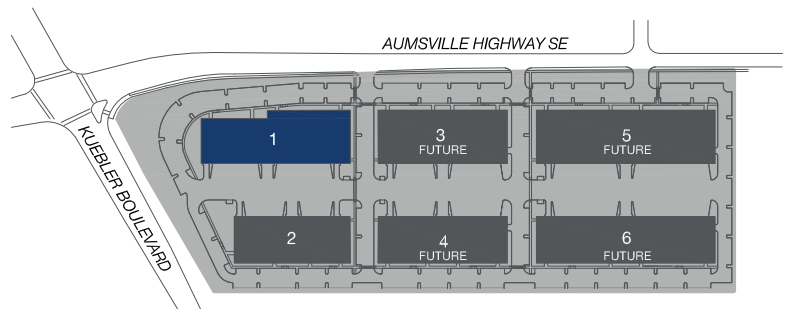
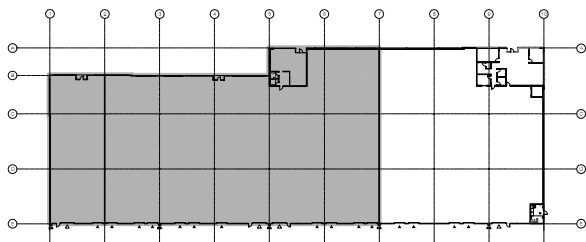
**LEASING  
CONTACT**

Sam Briggs  
samb@pactrust.com  
503-624-6300  
  
Dave Hicks  
daveh@pactrust.com  
503-624-6300





- ▽ GRADE ACCESS
- ▼ DOCK ACCESS



## BUILDING PLAN



MILL CREEK CORPORATE CENTER  
 Salem, OR 97317



15350 SW Sequoia Pkwy Suite 300 Portland OR 97224 • 503.624.6300 • [pactrust.com](http://pactrust.com)

*The square footage and rates quoted herein are subject to change. PacTrust can only guarantee square footage and rates with a signed lease agreement.*

