

# DENA MARIE PLAZA

500-990 Miron Lane  
Kingston, New York



## Center Expansion

6,500 SF Available;

To-Be-Built Area up to 20,000 SF Available



**Bruce V. Ginsburg** or **Peter J. VanBortel**

Licensed RE Broker

Licensed Associate RE Broker



518.456.5440 | [www.ikonrealtygroup.com](http://www.ikonrealtygroup.com)

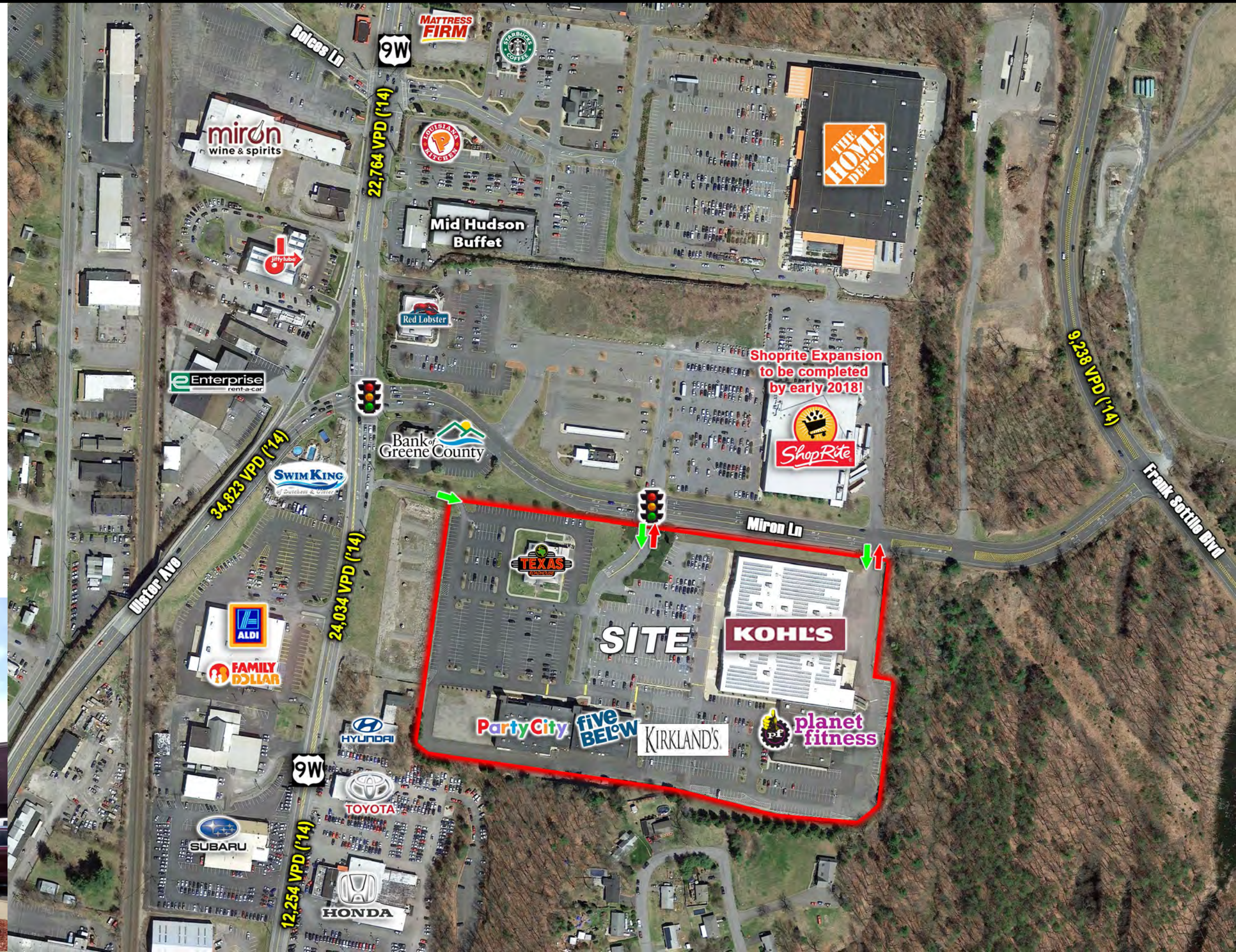


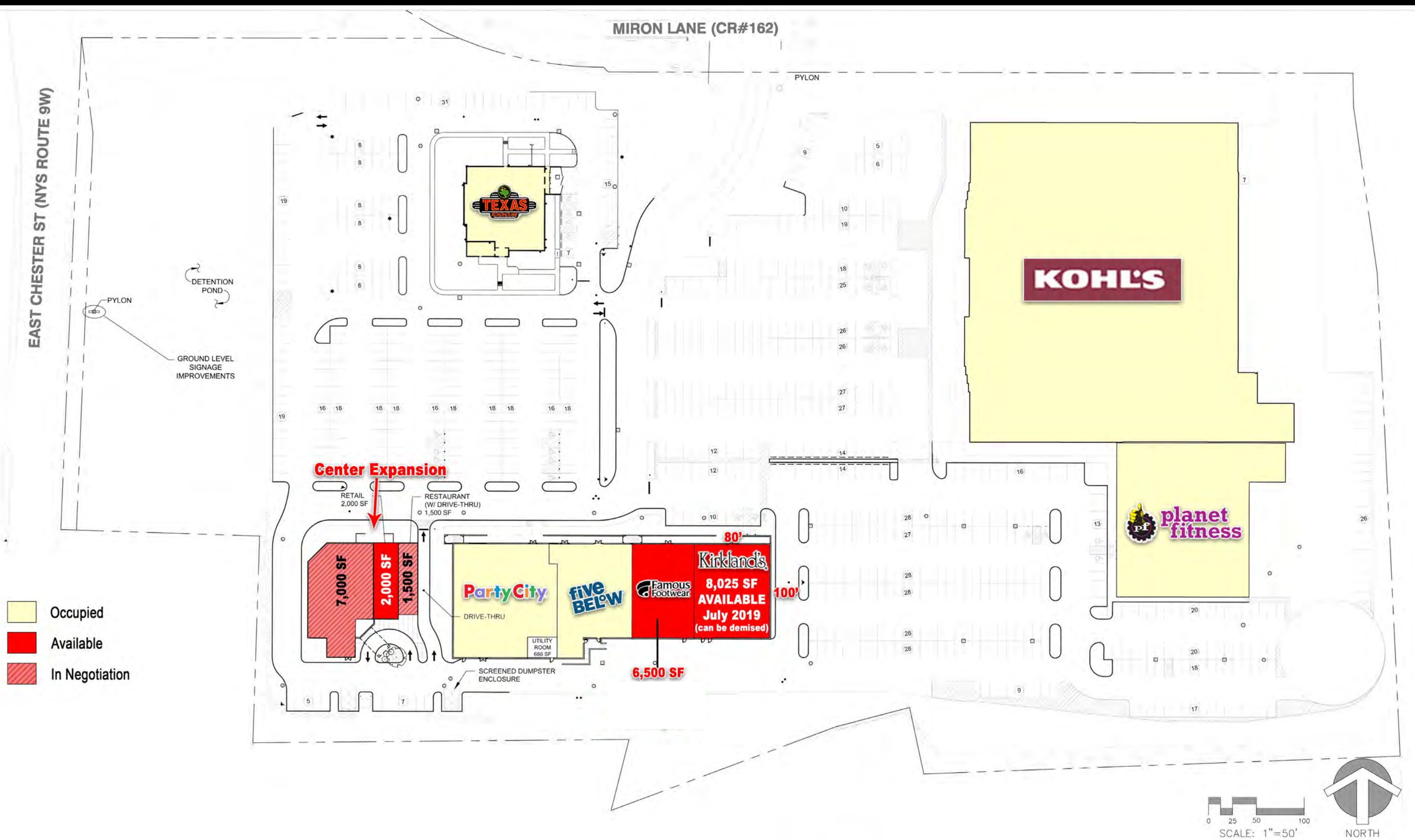
**PROPERTY HIGHLIGHTS:**

- Kohl's anchored shopping center
- All national co-tenancy
- Adjacent to ShopRite (expansion to be completed by early 2018)
- Kingston - County Seat
- +/-35,000 vehicles per day
- Signalized Intersection
- Excellent visibility & ingress/egress
- Pylon signage available (2)
- Ceiling heights 14' - 16'
- Parking in excess of 5:1

**AVAILABLE:**

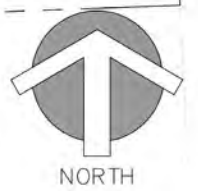
- 20,000 SF To-Be-Built Expansion Area
- 6,500 SF Available February 2018
- 8,025 SF Available July 2019 (Kirkland's Space)





- Occupied
- Available
- In Negotiation

0 25 50 100  
SCALE: 1"=50'



## DEMOGRAPHICS

TOTAL POPULATION  
(30 min. Drive Time, 2016)

**156,681**

HOUSEHOLDS  
(30 min. Drive Time, 2016)

**63,328**

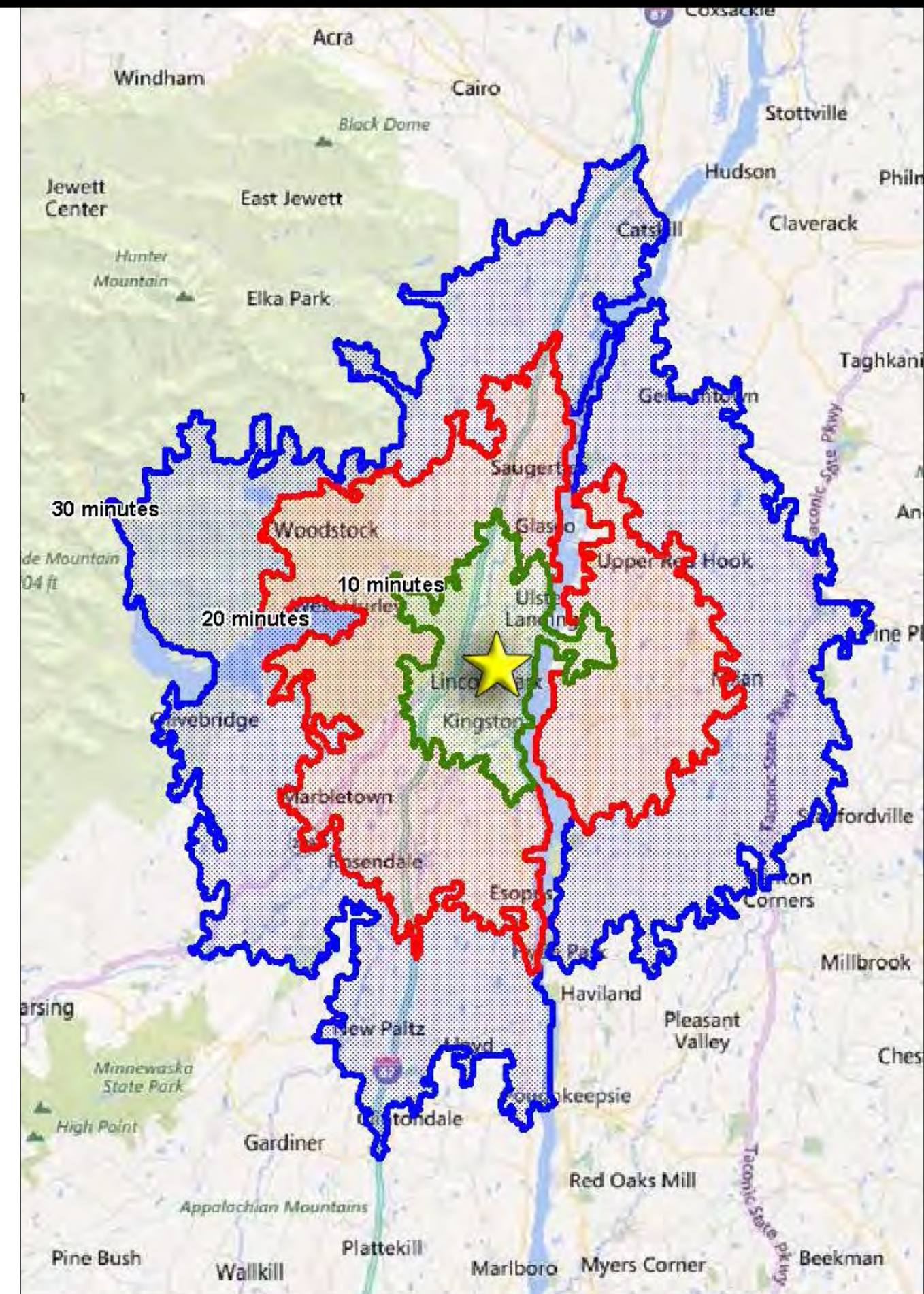
AVG HH INCOME  
(30 min. Drive Time, 2016)

**\$79,991**

AREA EMPLOYEES  
(30 min. Drive Time, 2016)

**65,522**

	10 min Drive	20 min Drive	30 min Drive
<b>POPULATION</b>			
2016 Population	39,535	91,065	156,681
<b>HOUSEHOLDS</b>			
2016 Households	16,587	37,924	63,328
Family Households w Children	4,037	9,179	15,550
Persons Per Household	2.4	2.4	2.5
<b>AREA EMPLOYMENT</b>			
Employees	28,143	45,250	65,522
Employers	1,729	3,308	5,065
<b>RACE</b>			
% White	75.3%	83.4%	84.3%
% Black	9.2%	5.1%	4.6%
% Asian	1.9%	1.7%	1.9%
% Hispanic	9.9%	7.1%	6.7%
<b>INCOME</b>			
2016 Median Household Income	\$50,091	\$59,731	\$62,249
2016 Average Household Income	\$62,152	\$77,790	\$79,991
2016 Per Capita Income	\$27,164	\$33,861	\$34,104
<b>HIGHEST EDUCATIONAL ATTAINMENT</b>			
Education Base - Age 25+	28,391	65,442	110,082
Less than 9th Grade	5.0%	3.8%	3.3%
Some High School	9.8%	7.4%	6.8%
High School or GED	32.1%	28.4%	27.4%
Some College	20.4%	19.5%	18.8%
Associates Degree	10.4%	10.1%	10.5%
Bachelors Degree or Higher	22.2%	30.9%	33.2%
<b>POPULATION by EMPLOYMENT TYPE</b>			
% White Collar	64.5%	66.0%	66.5%
% Blue Collar	35.5%	34.0%	33.5%
<b>AGE</b>			
Median Age	43.5	45.3	44.5
<b>HOUSING</b>			
% Renter Occupied Housing Units	39.6%	31.2%	29.0%
% Owner Occupied Housing	52.4%	59.2%	60.0%
<b>HOUSING VALUES (OWNER OCCUPIED)</b>			
Median Home Value	\$185,897	\$237,124	\$250,171



For information, contact:



**Bruce V. Ginsburg** | [bginsburg@ikonrealtygroup.com](mailto:bginsburg@ikonrealtygroup.com)  
Licensed RE Broker

or  
**Peter J. VanBortel** | [pvanbortel@ikonrealtygroup.com](mailto:pvanbortel@ikonrealtygroup.com)  
Licensed Associate RE Broker

---

518.456.5440 | [www.ikonrealtygroup.com](http://www.ikonrealtygroup.com)

Member of:



All information furnished regarding properties for sale or lease is from sources deemed reliable; however, no warranty or representation is made as to the accuracy thereof and the same is subject to errors, omissions, change of price, prior sale, lease or withdrawal without notice.