


GREENHAVEN PLAZA – CONCEPTUAL DESIGN

350 FLORIN ROAD, SACRAMENTO, CA 95831

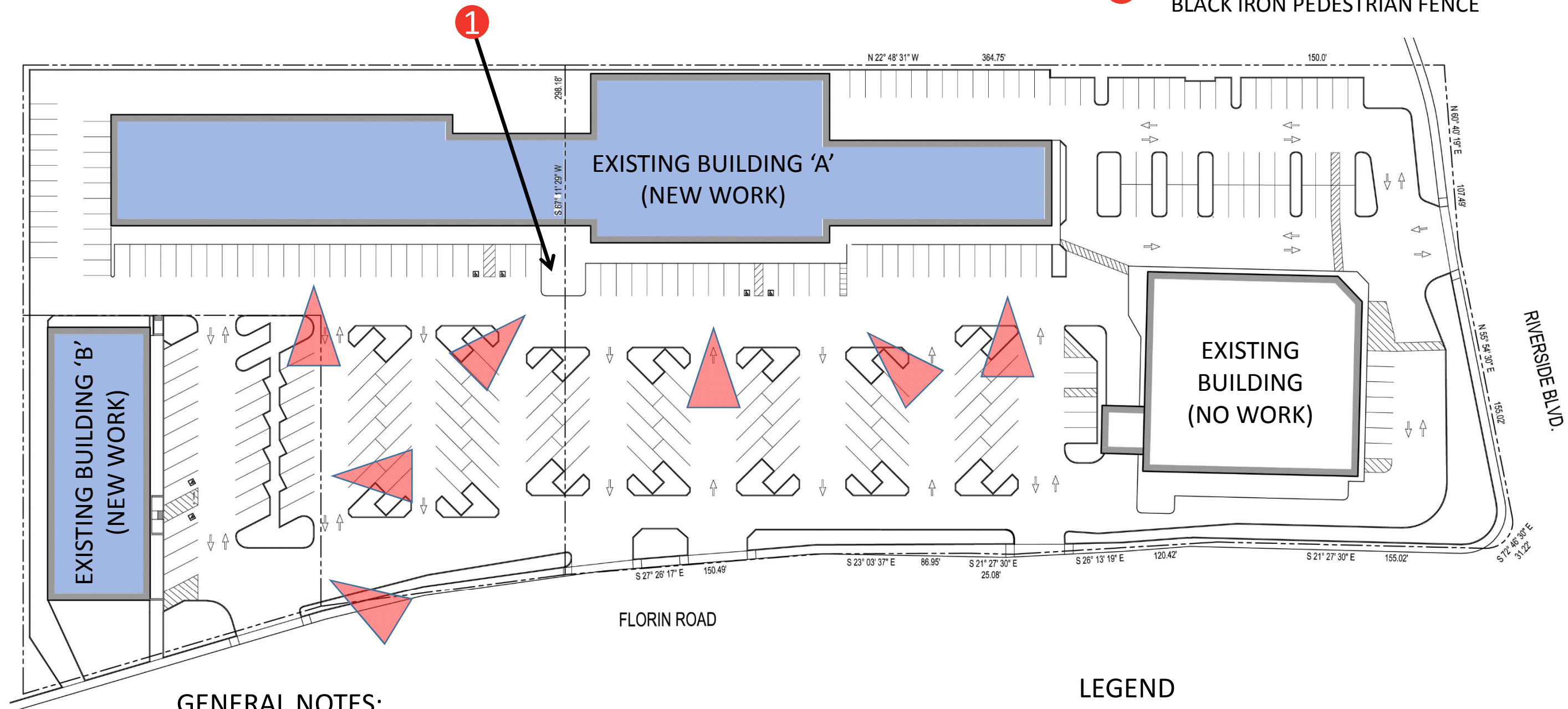


williams + paddon

ARCHITECTS // PLANNERS // PEOPLE

SITE PLAN KEYNOTES:

- 1** NEW CONCRETE PATIO WITH ORNAMENTAL BLACK IRON PEDESTRIAN FENCE



GENERAL NOTES:

1. NO MODIFICATIONS TO EXISTING LANDSCAPE
2. NO MODIFICATIONS TO ADJACENT RIGHT AWAY, STREETS AND SIDEWALKS
3. TOTAL PARKING REDUCED BY 3 STANDARD STALLS FOR NEW OUTDOOR PATIO

LEGEND

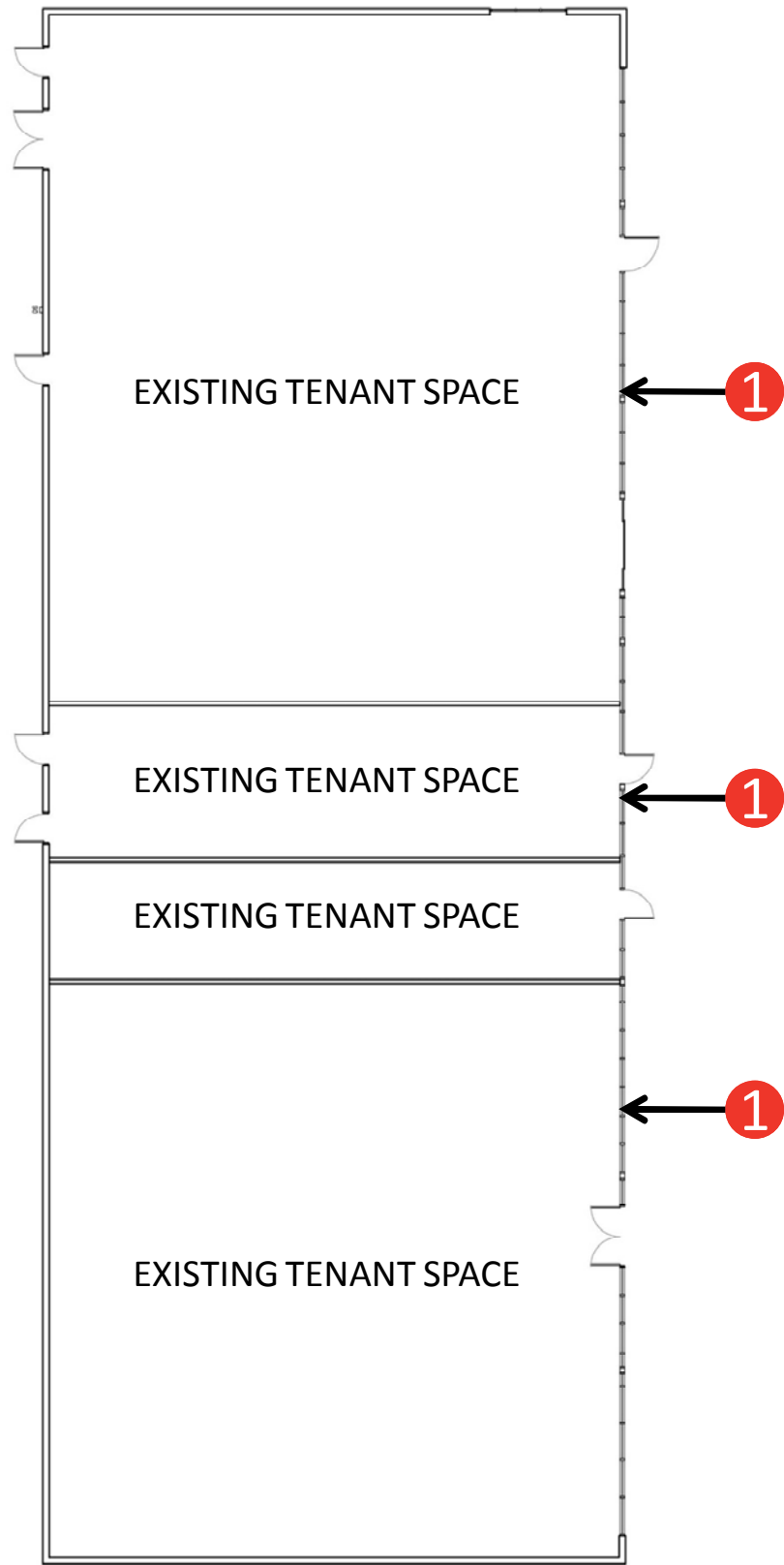
- EXISTING BUILDINGS TO RECEIVE NEW WORK
- EXISTING BUILDING TO REMAIN – NO WORK



OVERALL EXISTING SITE PLAN

FLOOR PLAN KEYNOTES:

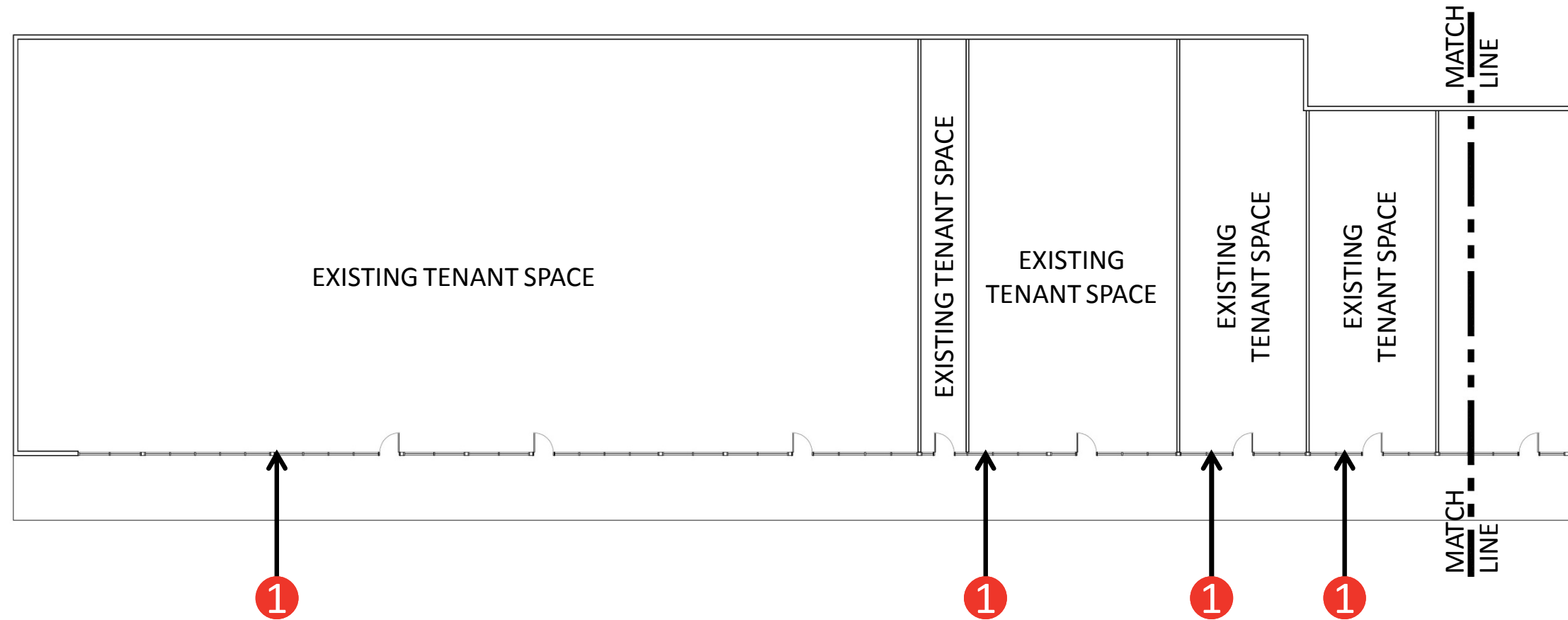
- 1 NEW PAINT AT ALL EXISTING STOREFRONT SPANDREL PANELS TYPICAL.



FLOOR PLAN - BUILDING 'B'

KEYNOTES:

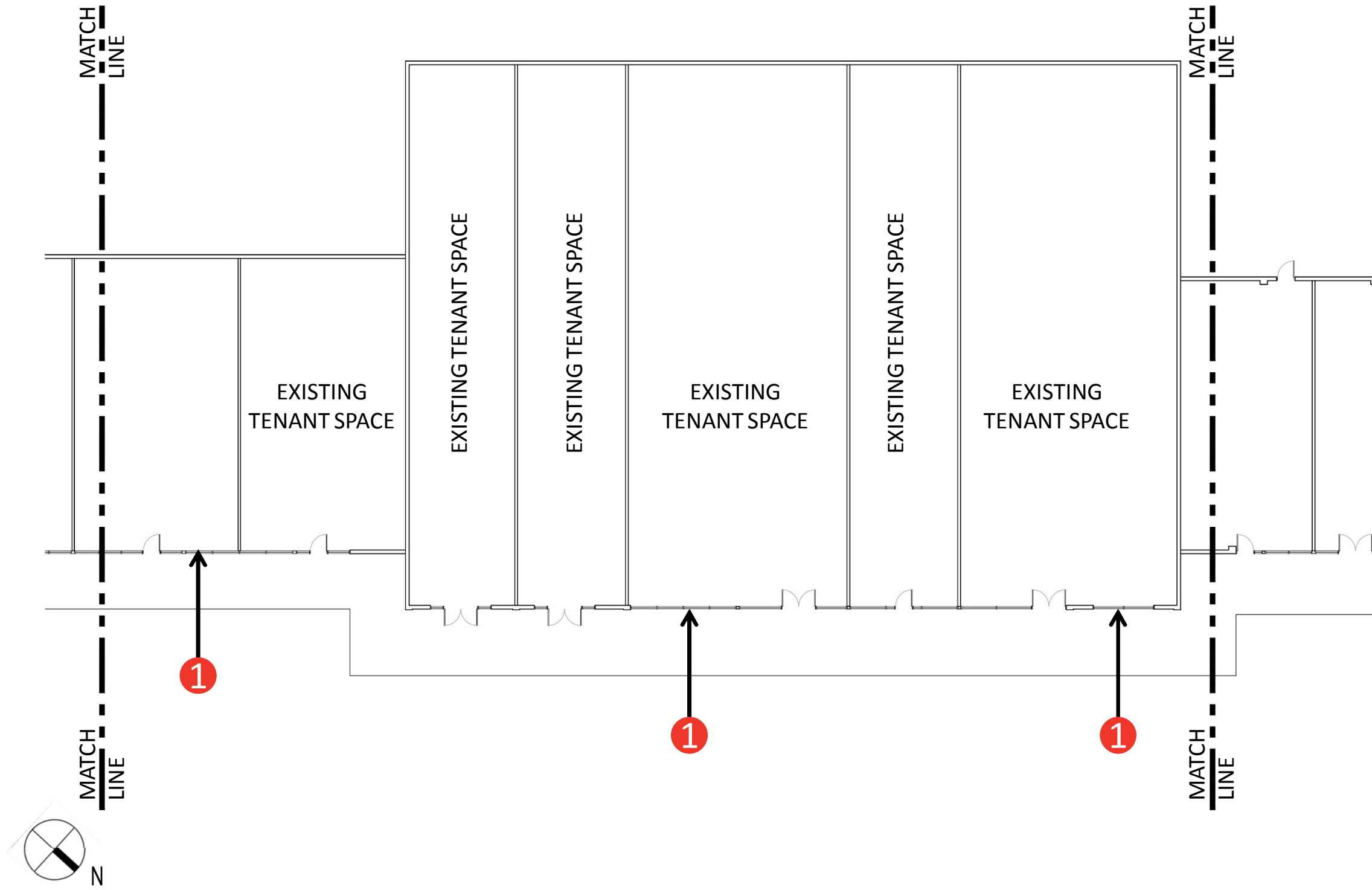
- 1 NEW PAINT AT ALL EXISTING STOREFRONT SPANDREL PANELS TYPICAL.



PARTIAL FLOOR PLAN - BUILDING 'A'

KEYNOTES:

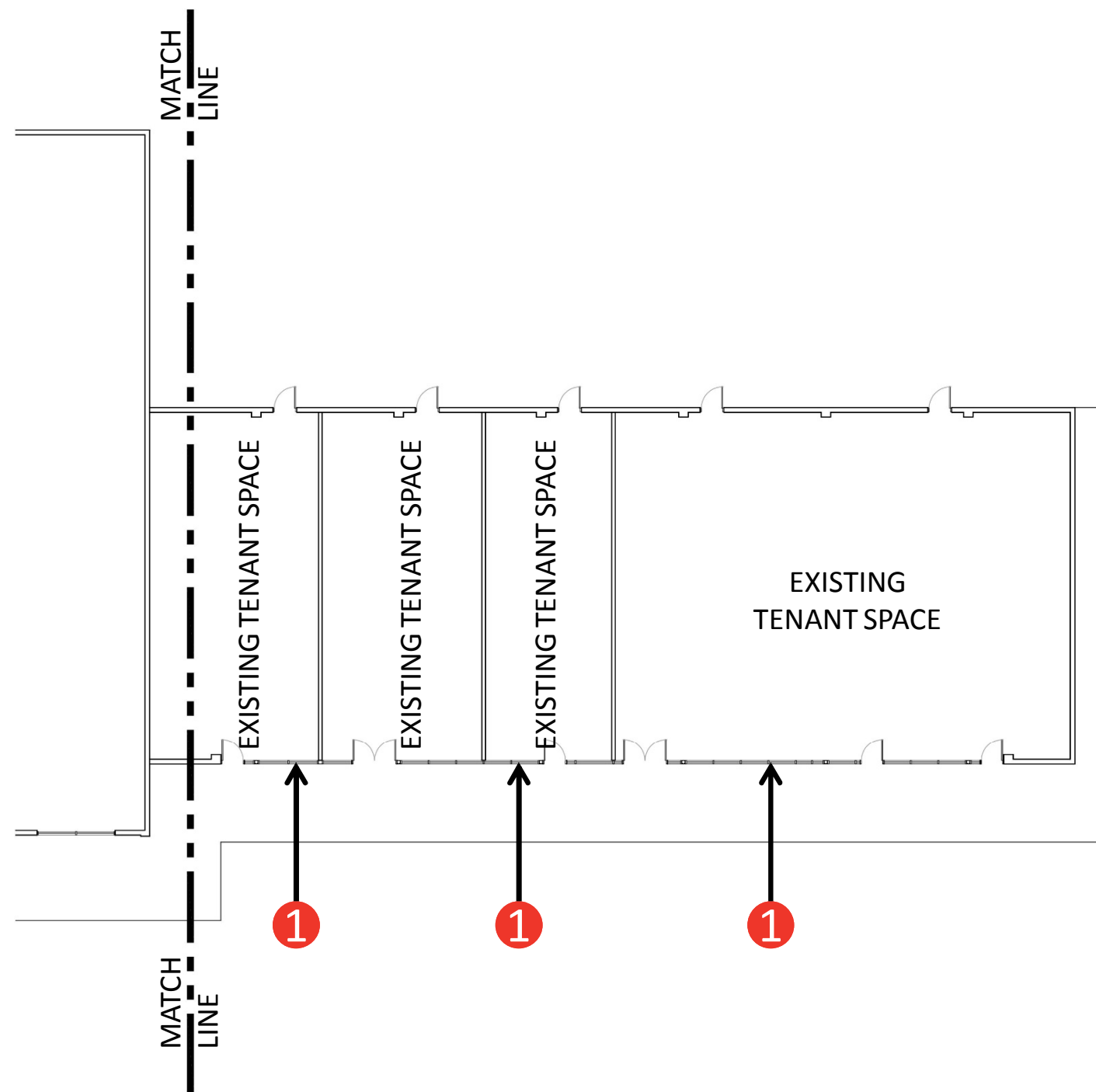
- 1 NEW PAINT AT ALL EXISTING STOREFRONT SPANDREL PANELS TYPICAL.



PARTIAL FLOOR PLAN - BUILDING 'A'

KEYNOTES:

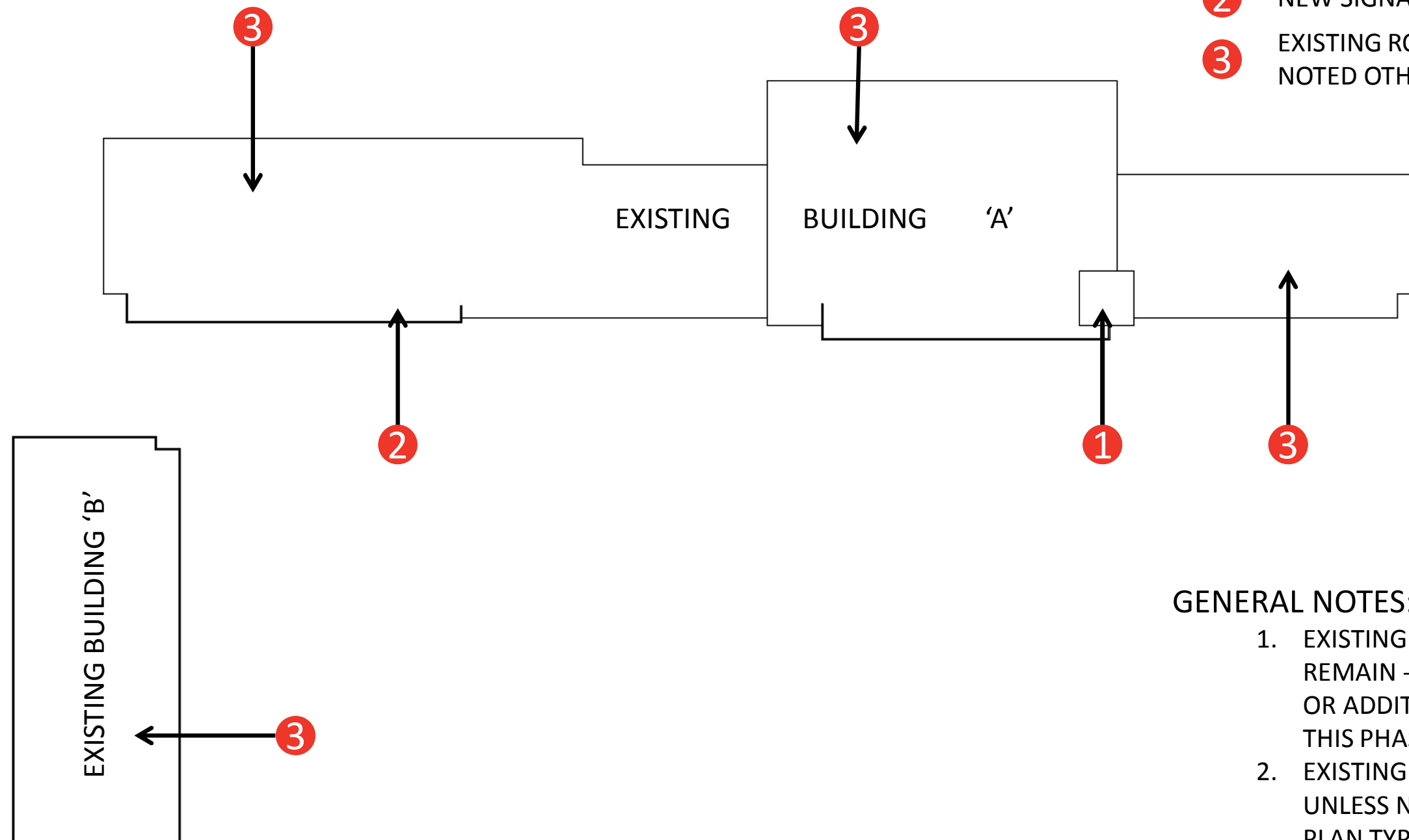
- 1 NEW PAINT AT ALL EXISTING STOREFRONT SPANDREL PANELS TYPICAL.



PARTIAL FLOOR PLAN - BUILDING 'A'

KEYNOTES:

- ① NEW TOWER ROOF
- ② NEW SIGNAGE BAND AND ROOF
- ③ EXISTING ROOF TO REMAIN UNLESS NOTED OTHERWISE TYPICAL



GENERAL NOTES:

1. EXISTING MECHANICAL UNITS TO REMAIN - NO MODIFICATIONS TO, OR ADDITIONAL UNITS PROVIDED THIS PHASE.
2. EXISTING PARAPETS TO REMAIN UNLESS NOTED OTHERWISE THIS PLAN TYPICAL.
3. EXISTING MECHANICAL SCREENS TO REMAIN – NO MODIFICATIONS TO OR ADDITIONAL SCREENS PROVIDED THIS PHASE.



OVERALL ROOF PLANS - BUILDINGS 'A' & 'B'



DEMOLITION EXTERIOR ELEVATION – BUILDING ‘A’

KEYNOTES:

- ① PREP EXISTING SPANDREL PANELS TO RECEIVE NEW PAINT TYPICAL ALL LOCATIONS
- ② REMOVE EXISTING DENTAL ACCENT PANELS TYPICAL AT ALL LOCATIONS.
- ③ REMOVE EXISTING METAL PANELS COMPLETELY
- ④ REMOVE EXISTING PORTION OF SIGNAGE BAND AND MODIFY EXISTING ROOF



EXISTING



DEMOLITION EXTERIOR ELEVATION – BUILDING ‘A’

KEYNOTES:

- ① PREP EXISTING SPANDREL PANELS TO RECEIVE NEW PAINT TYPICAL ALL LOCATIONS
- ② REMOVE EXISTING DENTAL ACCENT PANELS TYPICAL AT ALL LOCATIONS.
- ③ REMOVE EXISTING METAL PANELS COMPLETELY
- ④ REMOVE EXISTING PORTION OF SIGNAGE BAND AND MODIFY EXISTING ROOF



EXISTING



DEMOLITION EXTERIOR ELEVATION – BUILDING ‘A’



EXISTING

KEYNOTES:

- ① PREP EXISTING SPANDREL PANELS TO RECEIVE NEW PAINT TYPICAL ALL LOCATIONS
- ② REMOVE EXISTING DENTAL ACCENT PANELS TYPICAL AT ALL LOCATIONS.
- ③ REMOVE EXISTING METAL PANELS COMPLETELY
- ④ REMOVE EXISTING PORTION OF SIGNAGE BAND AND MODIFY EXISTING ROOF



NEW PARTIAL ELEVATION - BUILDING 'A'

KEYNOTES:

- | | | | |
|---|--|---|--|
| 1 | NEW PLASTER SIGNAGE BAND – PAINT P-3 | 5 | NEW STEEL CANOPY – PAINT P-1 |
| 2 | COLUMNS AND ACCENTS – PAINT P-2 | 6 | NEW ENTRY TOWER TO MATCH EXISTING – PAINT TO MATCH ADJACENT SURFACES |
| 3 | EXISTING SPANDREL PANELS – PAINT P-3 | 7 | EXISTING PEBBLE FINISH TO REMAIN – CLEAN AND SEAL CLEAR |
| 4 | NEW TENANT SIGNAGE TO BE PROVIDED UNDER A SEPARATE PERMIT AND APPROVAL | | |



NEW PARTIAL ELEVATION - BUILDING 'A'

KEYNOTES:

- ① NEW PLASTER SIGNAGE BAND – PAINT P-3
- ② COLUMNS AND ACCENTS – PAINT P-2
- ③ EXISTING SPANDREL PANELS – PAINT P-3
- ④ NEW TENANT SIGNAGE TO BE PROVIDED UNDER A SEPARATE PERMIT AND APPROVAL



NEW PARTIAL ELEVATION - BUILDING 'A'

KEYNOTES:


- ① NEW PLASTER SIGNAGE BAND – PAINT P-3
 - ② COLUMNS AND ACCENTS – PAINT P-2
 - ③ EXISTING SPANDREL PANELS – PAINT P-3
 - ④ NEW TENANT SIGNAGE TO BE PROVIDED UNDER A SEPARATE PERMIT AND APPROVAL
- ⑤ NEW STEEL CANOPY – PAINT P-1
 - ⑥ NEW ENTRY TOWER TO MATCH EXISTING – PAINT TO MATCH ADJACENT SURFACES
 - ⑦ EXISTING PEBBLE FINISH TO REMAIN – CLEAN AND SEAL CLEAR
 - ⑧ NEW STOREFRONT AND ENTRANCE – COLOR AND TYPE TO MATCH ADJACENT EXISTING TO REMAIN.



NEW ELEVATION - BUILDING 'B'

KEYNOTES:

- ① NEW PLASTER SIGNAGE BAND – PAINT P-3
- ② COLUMNS AND ACCENTS – PAINT P-2
- ③ EXISTING SPANDREL PANELS – PAINT P-3
- ④ NEW TENANT SIGNAGE TO BE PROVIDED UNDER A SEPARATE PERMIT AND APPROVAL



P-1 SW 6454 SHAMROCK BY SHERWIN WILLIAMS



P-2 SW 6041 OTTER BY SHERWIN WILLIAMS



P-3 D 15-2 SAND STORM BY ACE PAINTS



DARK BRONZE STOREFRONT
(MATCH EXISTING)

CLEAR INSULATED GLAZING
(MATCH EXISTING)



PERSPECTIVE – NEW FAÇADE AT BUILDINGS 'A' AND 'B'

williams + paddon

ARCHITECTS // PLANNERS // PEOPLE



PERSPECTIVE – NEW FAÇADE AT BUILDINGS 'A' AND 'B'



PERSPECTIVE – NEW FAÇADE AT BUILDING 'A'



PERSPECTIVE – NEW FAÇADE AT BUILDING 'A'



PERSPECTIVE – NEW FAÇADE AT BUILDING ‘A’



PERSPECTIVE – NEW PATIO AT BUILDING 'A'



PERSPECTIVE – NEW FAÇADE AT BUILDING ‘A’



PERSPECTIVE – NEW FAÇADE AT BUILDING ‘B’