
CORRIDOR PARK



The “Next Generation” Corporate Campus



MASTER PLAN

CORRIDOR PARK



1.6 Million SF in 4 Buildings on 26 Acres

ATTRIBUTES



- Location
- Access
- Quality Environment
- Enhanced Productivity
- Connection and Collaboration
- Health and Well Being
- Amenities
- Visibility



6 stories with floor to ceiling glass and 10' ceilings
LEED Certified Gold

THE ENVIRONMENT

CORRIDOR PARK



Multiple Collaborative Spaces across the project
Pedestrian walkways connect buildings

MID-RISE BUILDING ENTRANCE

CORRIDOR PARK



Visual connections to Lobby and Park

MID-RISE BUILDING LOBBY

CORRIDOR PARK



2 story lobby with finishes of stone and wood
Water feature surround



CORRIDOR PARK



20(min)
1960/290
Katy Freeway/
Energy Corridor

The Woodlands

Greenspoint

Galleria

CBD

Westchase

Greenway
Bellaire Plaza

Sugar Land

20 Minute Drive Time Demographics

Projected Population 1,912,796

White Collar Workforce 68.9%



▶▶▶ Ingress
◀◀◀ Egress



Legend

1. I-10/Katy Tollway/HOV for 24/7 Eastbound/Westbound Access
2. Park Row Eastbound/Westbound Access
3. Highway 6 Northbound/Southbound Access
4. Eldridge Parkway Northbound/Southbound Access

SAMPLE CAFE

CORRIDOR PARK



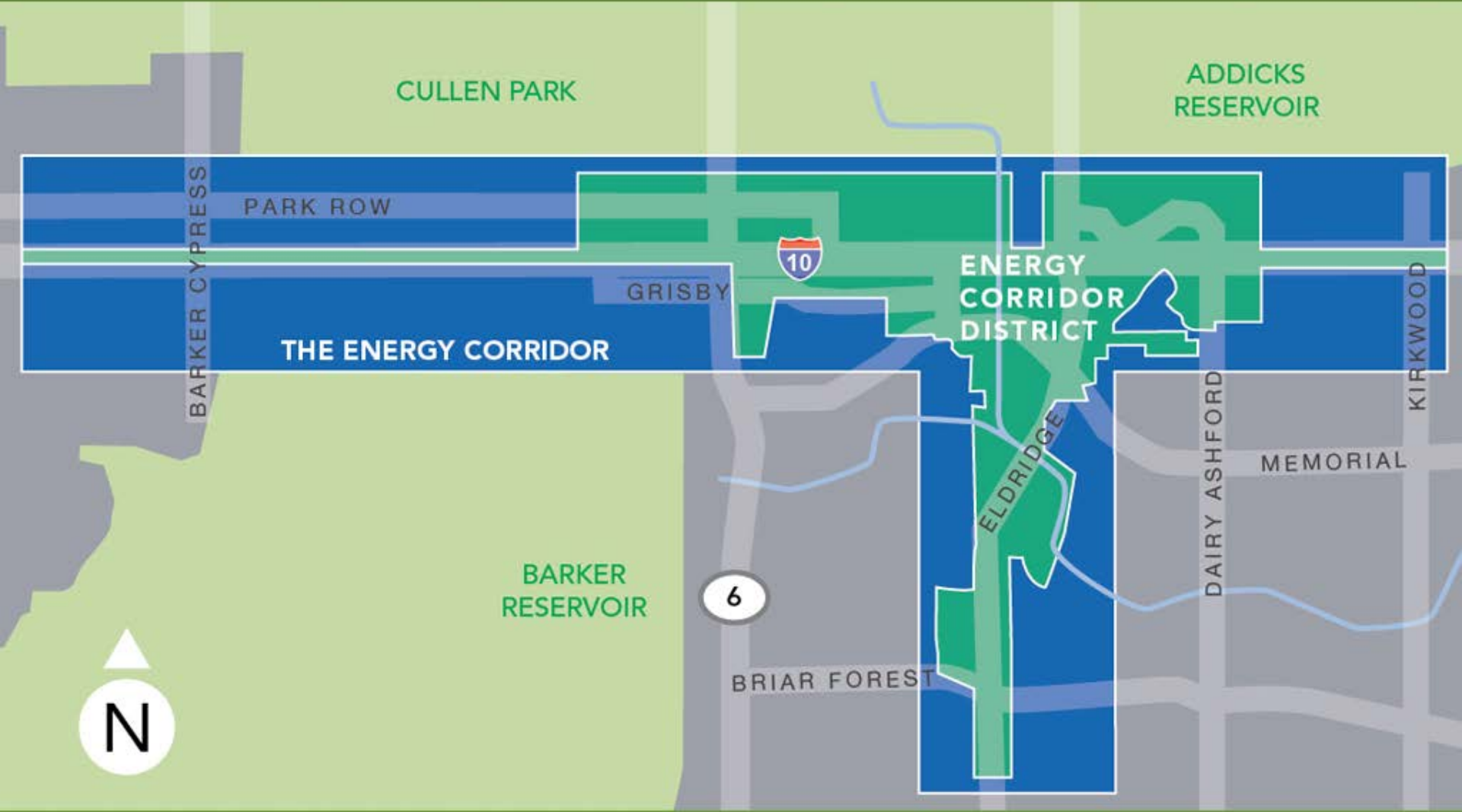
SAMPLE FITNESS CENTER

CORRIDOR PARK



OVER 100 MILES OF TRAILS

CORRIDOR PARK



HOTELS

CORRIDOR PARK



25 Hotels within a five minute drive time with **3,692 rooms**

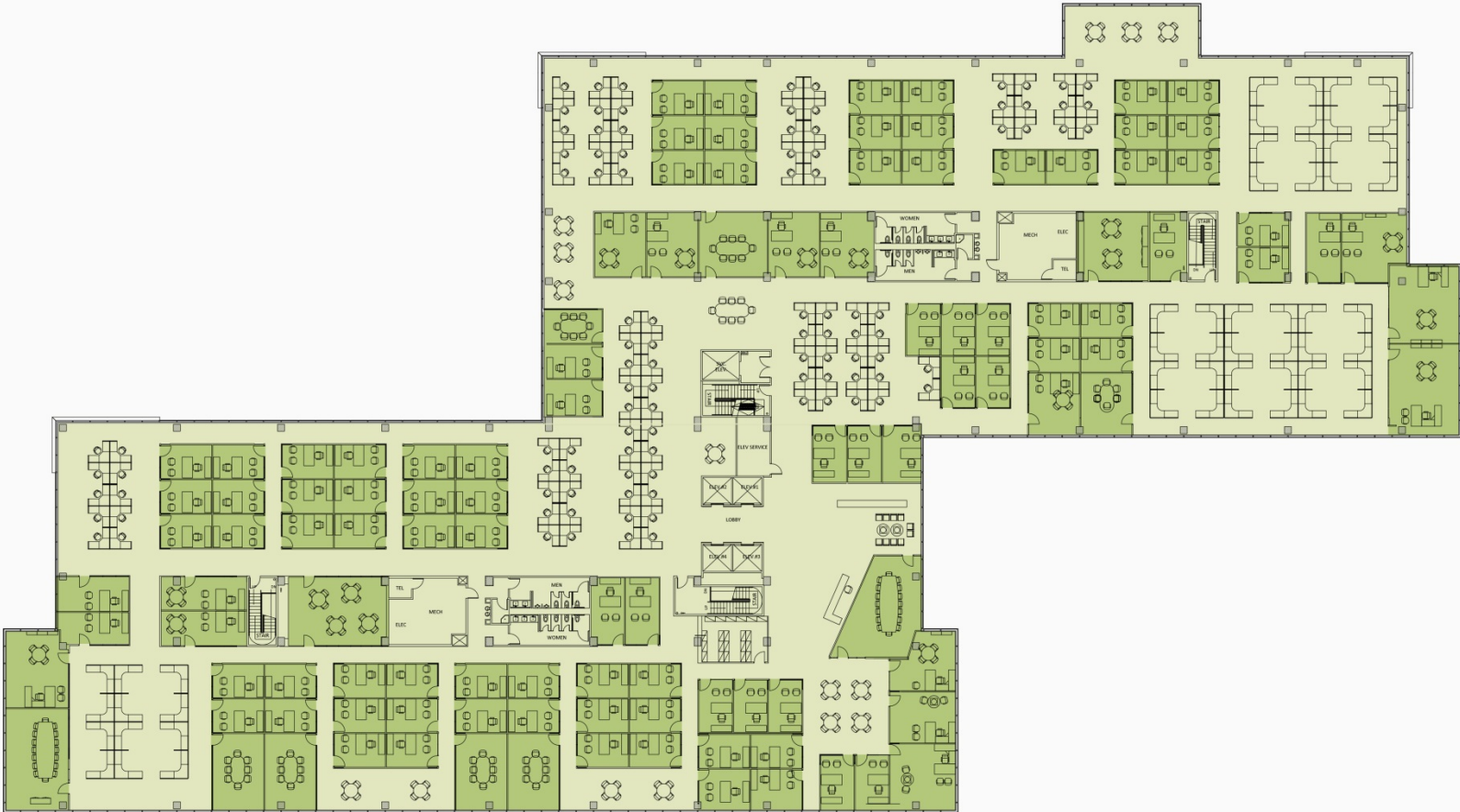
FIRST FLOOR PLAN

CORRIDOR PARK



SINGLE TENANT PLAN

CORRIDOR PARK



LEVEL 5-6

single-tenant

16 STORY BUILDING RENDERING

CORRIDOR PARK



16 STORY BUILDING LOBBY VIEW

CORRIDOR PARK

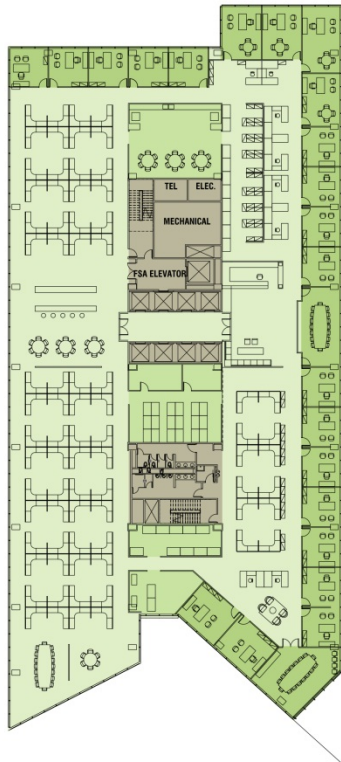


2 story lobby with finishes of stone and wood
Water feature surround

16 STORY BUILDING FIRST FLOOR PLAN

CORRIDOR PARK





TEST FIT - SINGLE TENANT
TYPICAL FLOOR PLAN - LEVEL 8



TEST FIT - MULTIPLE TENANT
TYPICAL FLOOR PLAN - LEVEL 8



CORRIDOR PARK



For Leasing Information Contact:

Eric Anderson
713.407.8704
eric.anderson@transwestern.com

David Baker
713.407.8701
david.baker@transwestern.com

