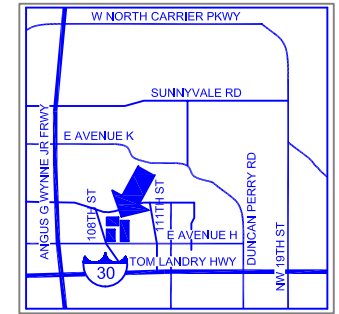
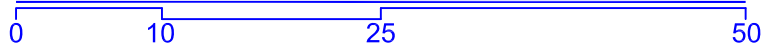
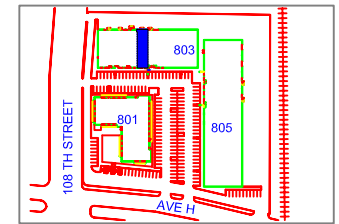


Floor Plan



Location Map



Site Plan

Parkway Plaza
 803 East Avenue H
 Suite 304
 Arlington, Texas

S.F. Summary

OFFICE	1,286 SQ. FT.
WAREHOUSE	1,523 SQ. FT.
TOTAL	2,809 SQ. FT.

Building Features

- 16' CLEAR HEIGHT
- (1) 8'X10' O.H. DOCK HIGH DOOR
- EASY ACCESS TO MAJOR THOROUGHFARES
- AMPLE PARKING