

For Lease

27,448 SF

St. Joseph, Missouri



137 N Belt Highway

St. Joseph, Missouri

- 27,448 SF Available
- Co-tenants include Orscheln Farm & Home, HyVee, HyVee Gas, Big Biscuit & many more
- Major nearby retailers include East Hills Mall (JCPenney, Dillards, Party City & Gordmans), Office Depot & JoAnn Fabrics & Crafts
- Great access & visibility to Belt Hwy
- Ample parking
- Lease Rate: \$6.50 NNN

Demographics	1 Mile	3 Miles	5 Miles
Est. Population:	7,115	59,230	80,369
Est. Median Income:	\$48,356	\$44,315	\$48,199

FOR MORE INFORMATION

Sean Ellington

+1 913 890 2008
sean@nai-heartland.com

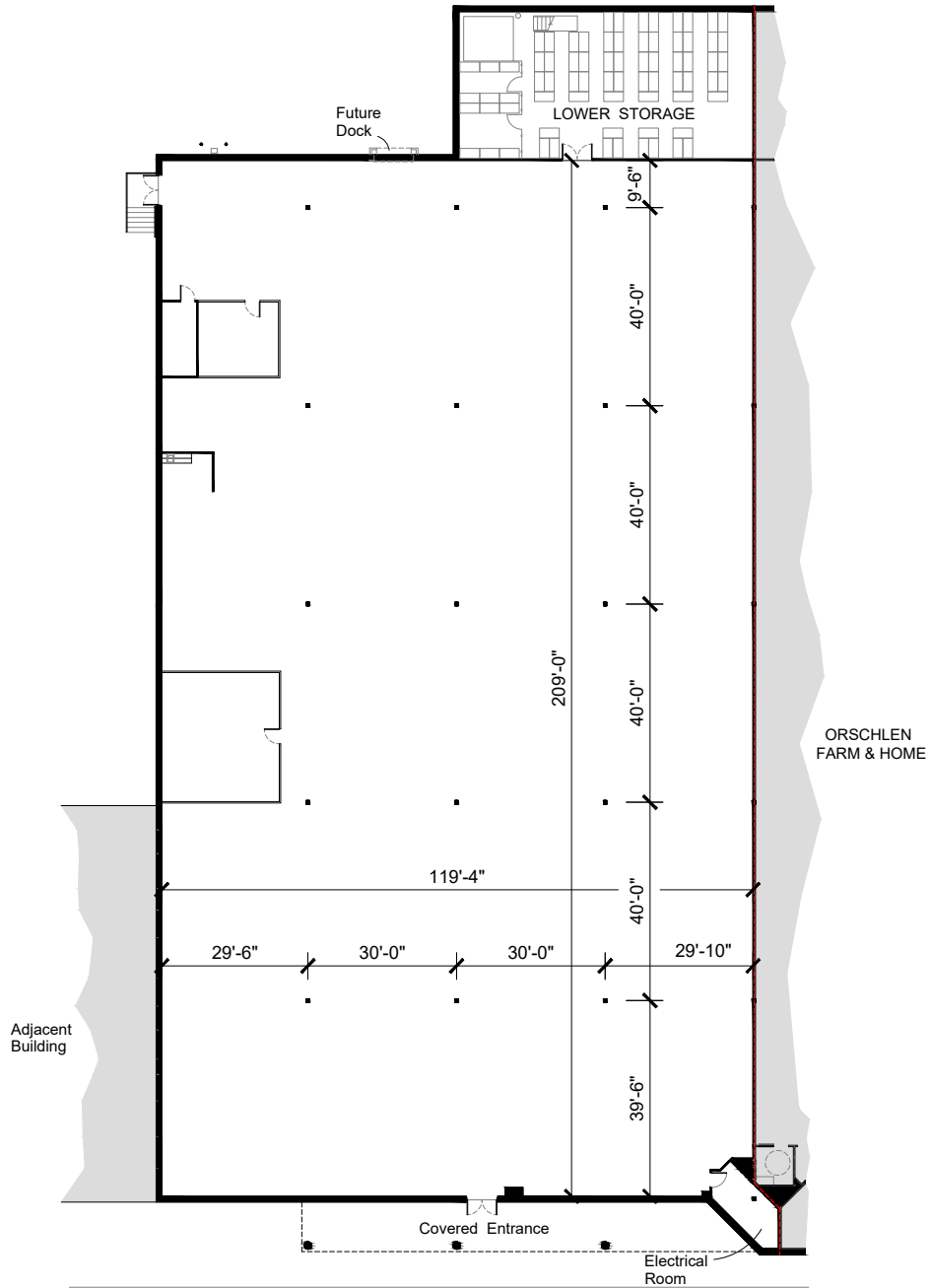
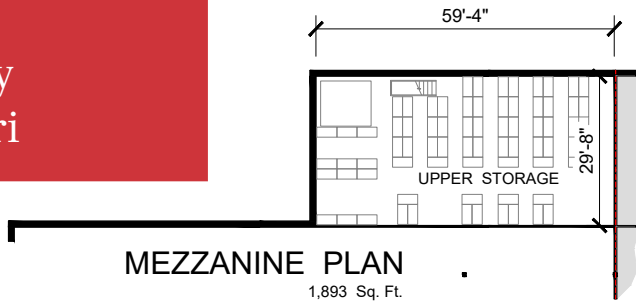
Carl LaSala

+1 913 956 5805
Carl@nai-heartland.com

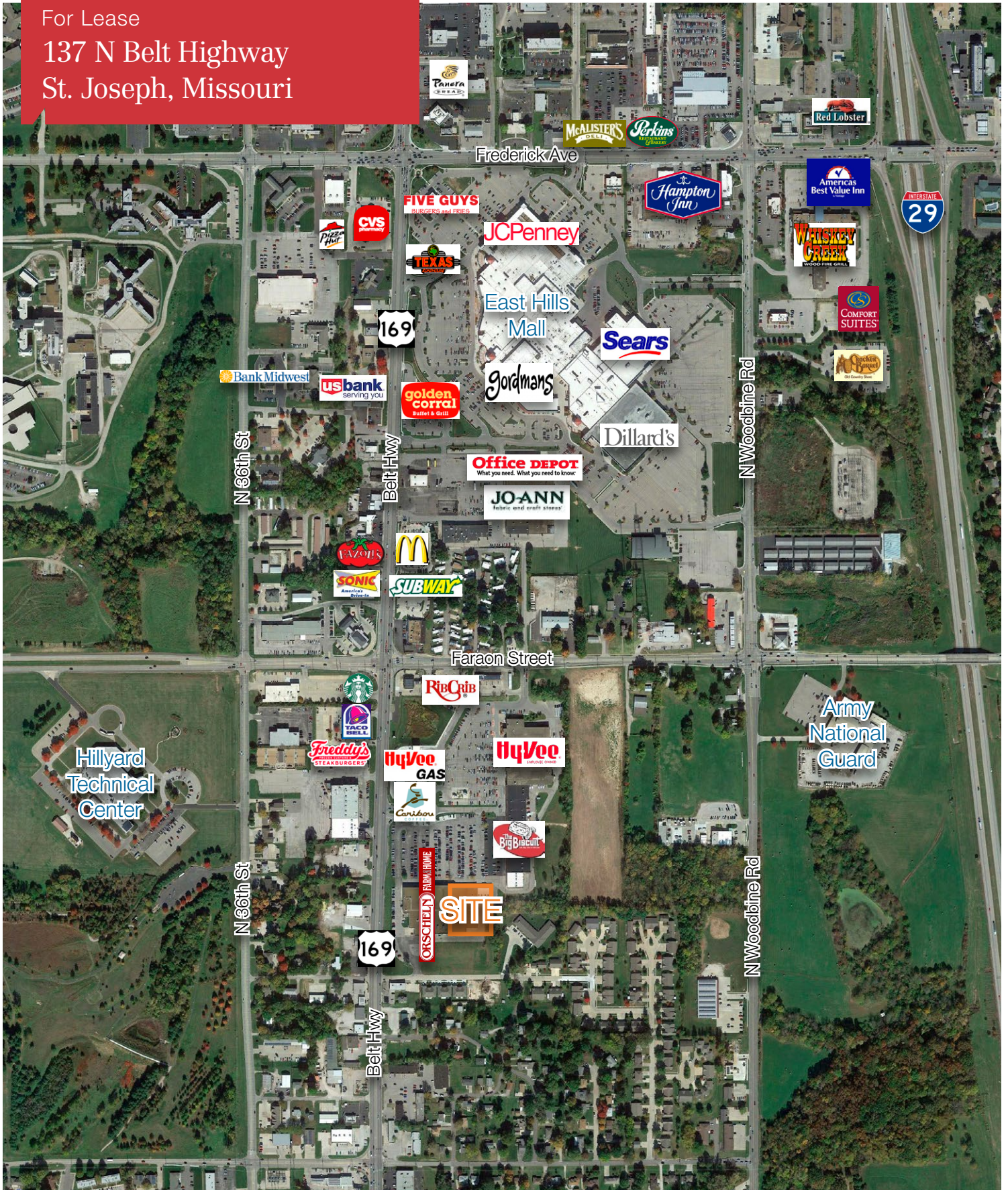
NO WARRANTY OR REPRESENTATION, EXPRESS OR IMPLIED, IS MADE AS TO THE ACCURACY OF THE INFORMATION CONTAINED HEREIN, AND THE SAME IS SUBMITTED SUBJECT TO ERRORS, OMISSIONS, CHANGE OF PRICE, RENTAL OR OTHER CONDITIONS, PRIOR SALE, LEASE OR FINANCING, OR WITHDRAWAL WITHOUT NOTICE, AND OF ANY SPECIAL LISTING CONDITIONS IMPOSED BY OUR PRINCIPALS NO WARRANTIES OR REPRESENTATIONS ARE MADE AS TO THE CONDITION OF THE PROPERTY OR ANY HAZARDS CONTAINED THEREIN ARE ANY TO BE IMPLIED.

4400 College Boulevard, Suite 170
Overland Park, Kansas 66211
+1 913 362 1000
nai-heartland.com

For Lease
137 N Belt Highway
St. Joseph, Missouri



For Lease
137 N Belt Highway
St. Joseph, Missouri



4400 College Boulevard, Suite 170
Overland Park, Kansas 66211
+1 913 362 1000
nai-heartland.com