

FOR LEASE

# 470 WEST 600 SOUTH

SALT LAKE CITY, UT



## CREATIVE OFFICE SPACE



## PROPERTY FEATURES

- Building Size: 52,600
- Available: 28,000 RSF
- Year Built: 1945
- Clear Height: 14'
- Creative office space
- High ceilings
- Mostly open floor plan
- High visibility along 600 South
- Close to many downtown amenities
- Direct access from I-15 on 600 South
- Direct access to I-15 from 400 South and 500 South
- Lease Rate: \$18.00/RSF, NNN

## PROPERTY HIGHLIGHTS



Fully secured parking



Mostly open floor plan



7 miles from SLC Int'l Airport



Minutes from Downtown SLC



Prime location on 600 South



Unique historic architecture



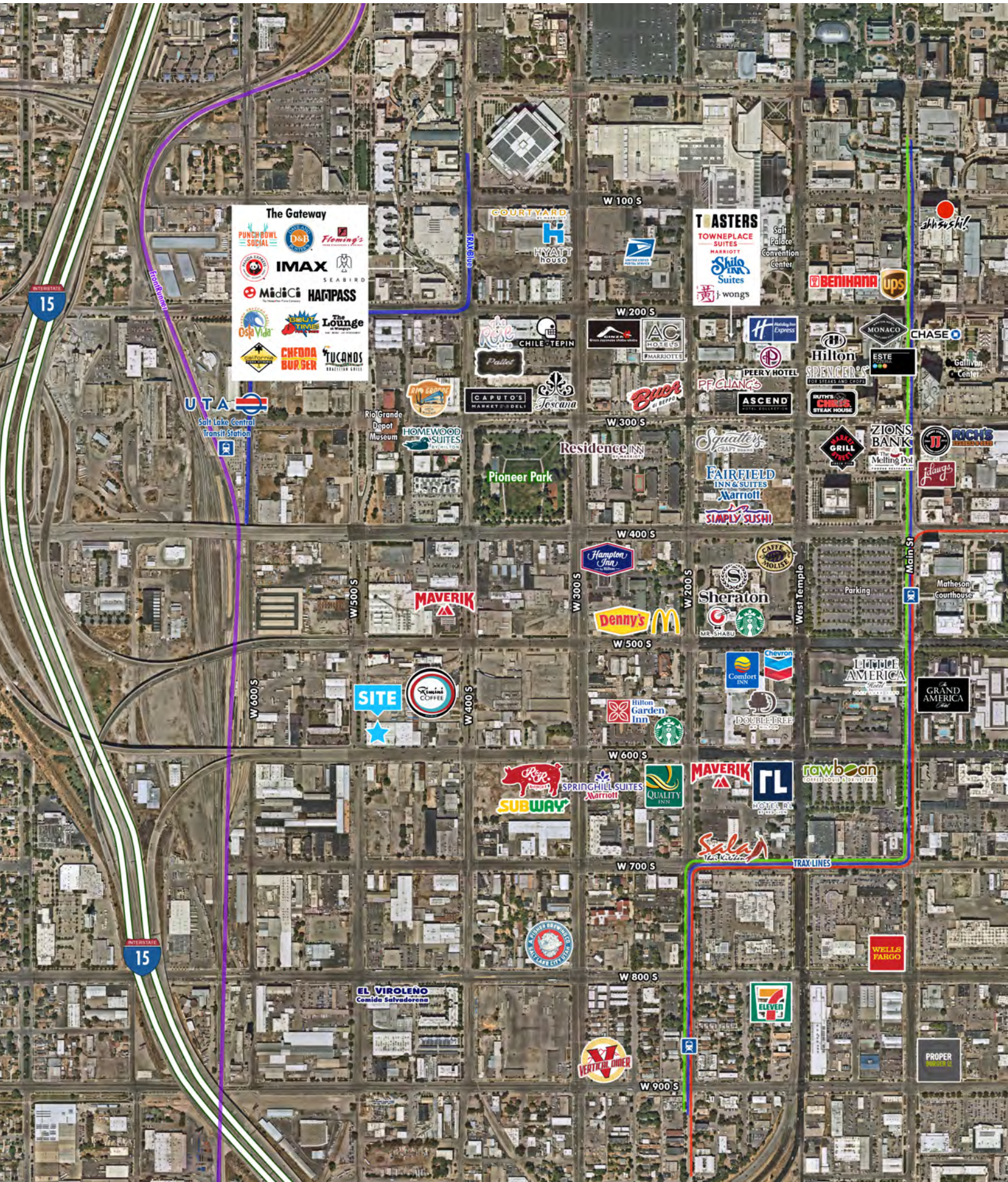






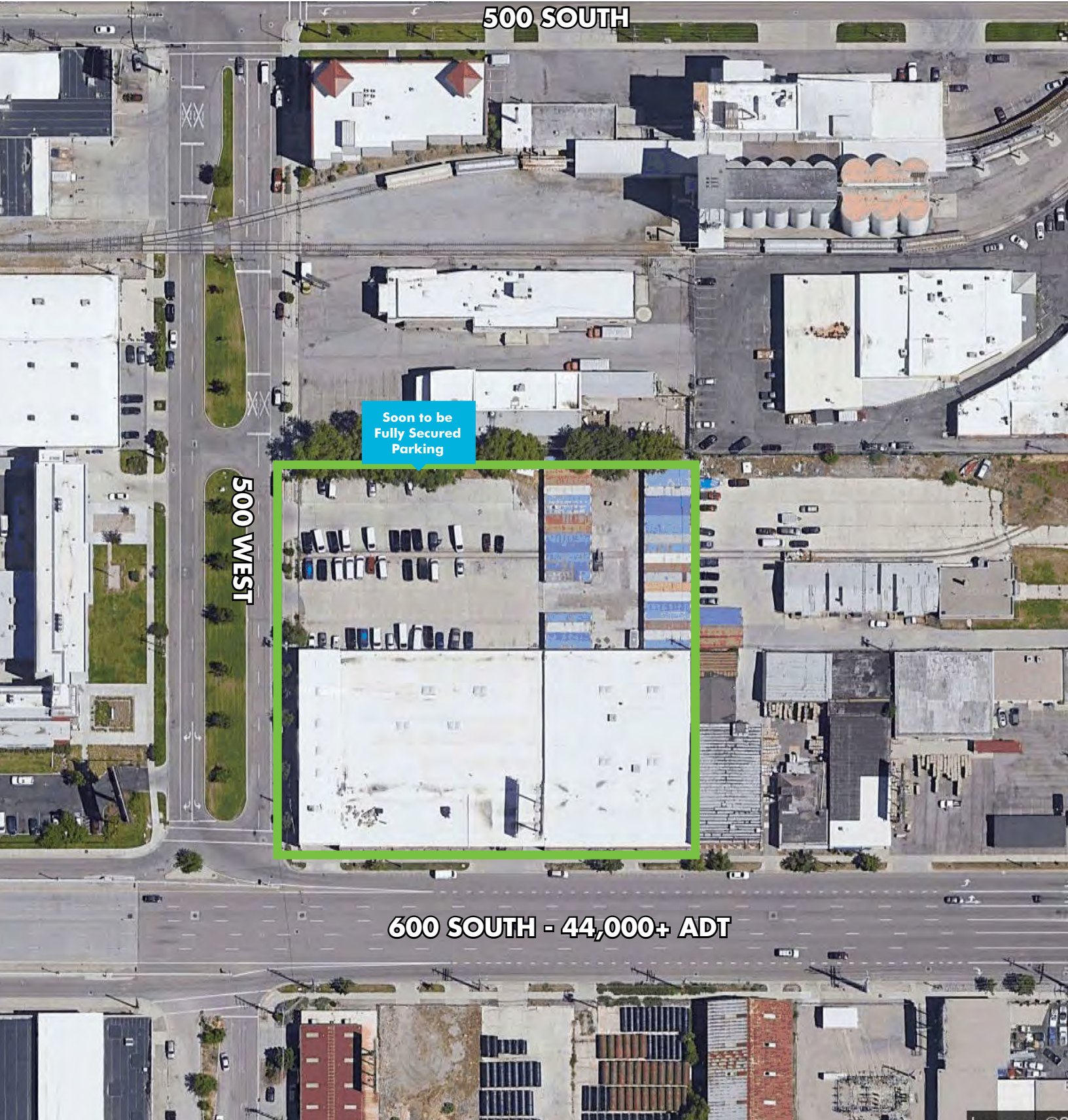


# AMENITY MAP





# SITE PLAN



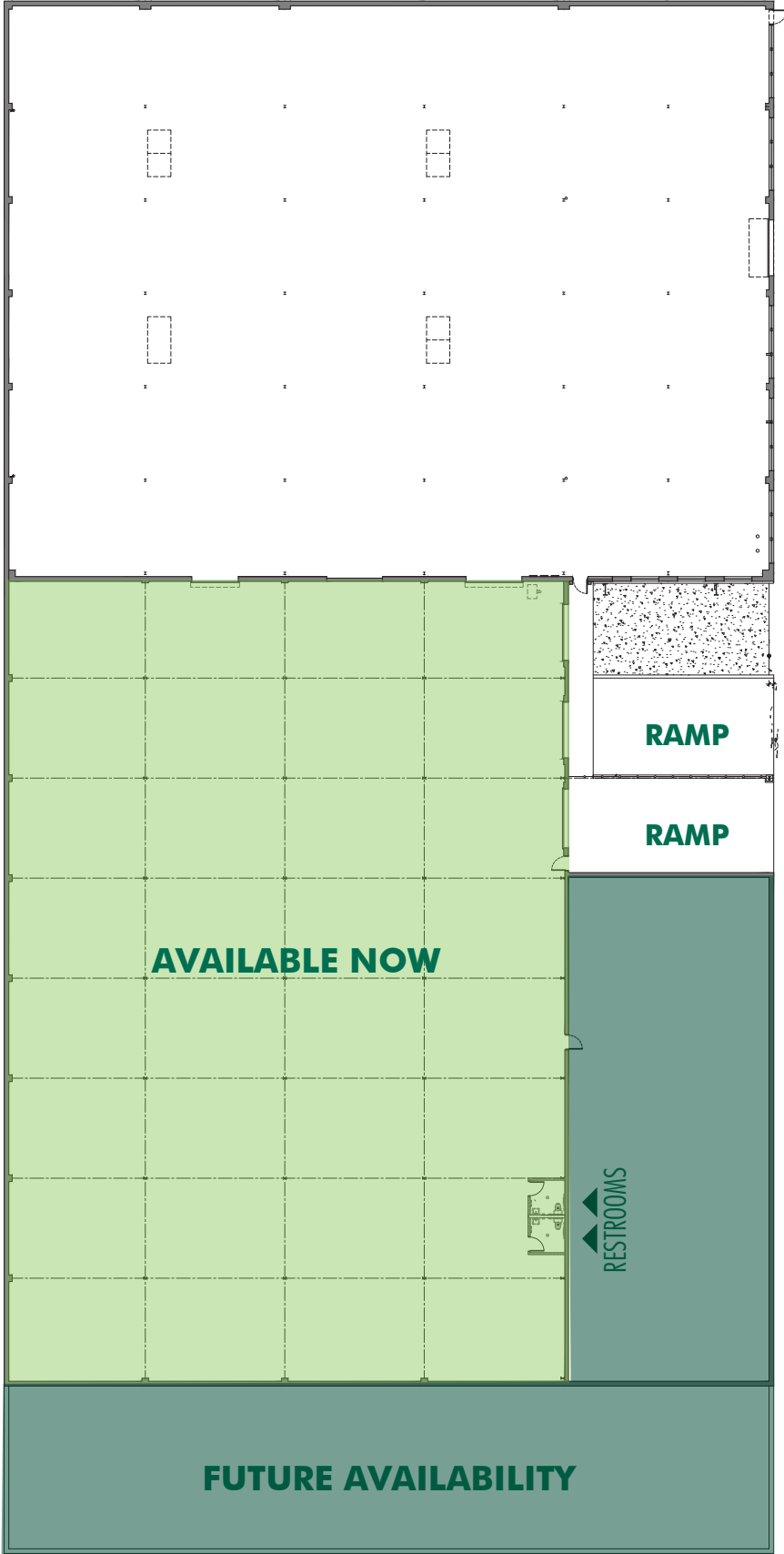
**500 SOUTH**

Soon to be Fully Secured Parking

**500 WEST**

**600 SOUTH - 44,000+ ADT**

# FLOOR PLAN



# CONTACT US

---

**JEFF RICHARDS**

Senior Vice President  
+1 801 869 8029  
jeff.richards@cbre.com

---

**KREG PETERSON**

First Vice President  
+1 801 869 8092  
kreg.peterson@cbre.com

---

# CBRE

© 2019 CBRE, Inc. All rights reserved. This information has been obtained from sources believed reliable, but has not been verified for accuracy or completeness. You should conduct a careful, independent investigation of the property and verify all information. Any reliance on this information is solely at your own risk. CBRE and the CBRE logo are service marks of CBRE, Inc. All other marks displayed on this document are the property of their respective owners, and the use of such logos does not imply any affiliation with or endorsement of CBRE. Photos herein are the property of their respective owners. Use of these images without the express written consent of the owner is prohibited.