

MISSION SQUARE

1933 E UNIVERSITY DRIVE
MESA, AZ 85203

FOR LEASE
Max Contiguous $\pm 8,324$



FOR LEASE

Suites from ± 789 to 8,324

Parking Ratio: 5.18/1,000 RSF

Frontage on University (20,475 VPD)

The information contained herein has been obtained from various sources. We have no reason to doubt its accuracy; however, J & J Commercial Properties, Inc. has not verified such information and makes no guarantee, warranty or representation about such information. The prospective buyer or lessee should independently verify all dimensions, specifications, floor plans, and all information prior to the lease or purchase of the property. All offerings are subject to price change, prior sale, lease, or withdrawal from the market without prior notice. Effective: 04 16 18

Kyle Davis
D: 480.889.2566
M: 203.419.5385
kdavis@cpiaz.com



COMMERCIAL PROPERTIES INC.

Locally Owned. Globally Connected. INTERNATIONAL

TEMPE: 2323 W. University Drive, Tempe, AZ 85281 | 480.966.2301
SCOTTSDALE: 7025 N. Scottsdale Rd., Suite 220, Scottsdale, AZ 85253 | www.cpiaz.com

MISSION SQUARE

1933 E UNIVERSITY DRIVE
MESA, AZ 85203

Site Plan & Vacancy

SUITE	±SF	VACANT
1	3,068	Available
3	1,685	Available
4	1,382	Available
6	1,400	Available
7	789	Available
8/9	2,035	Available
10	1,215	Elegant Pet Grooming
11/12	1,150	Available
14	1,085	Available
15	1,152	Bike Shop
19	7,500	Living World Bible Church
20	1,381	Available
23	2,306	Available
26	1,086	T&G Concepts

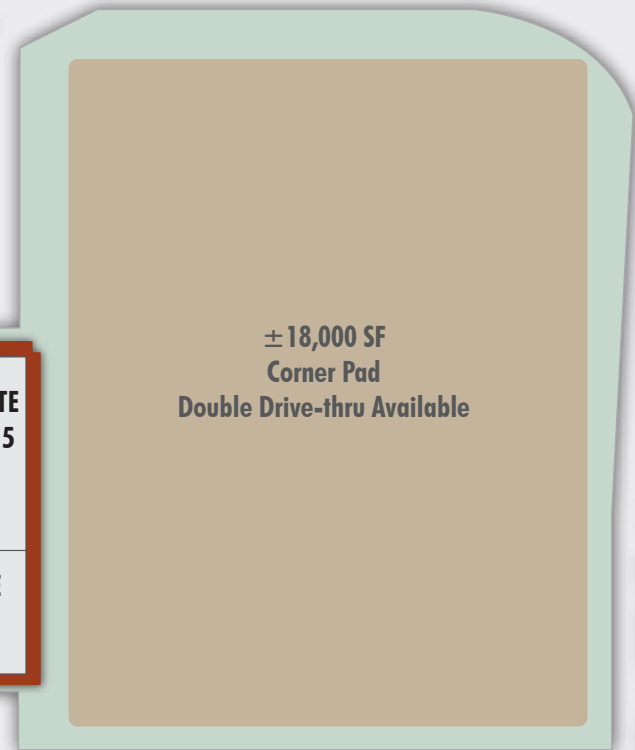
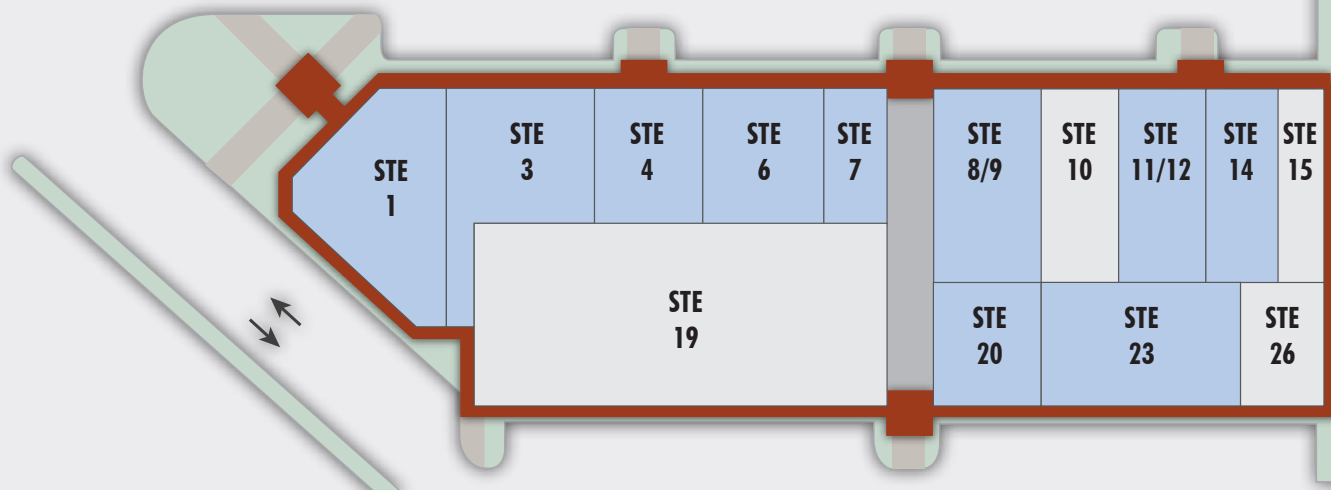
CONTIGUOUS SF OPTION	
SUITES	±SF
1 & 3	4,573
4-7	3,571
8/9 & 20	3,416
MAX	8,324



E University Dr (20,475 VPD)



PARKING



N Gilbert Rd

The information contained herein has been obtained from various sources. We have no reason to doubt its accuracy; however, J & J Commercial Properties, Inc. has not verified such information and makes no guarantee, warranty or representation about such information. The prospective buyer or lessee should independently verify all dimensions, specifications, floor plans, and all information prior to the lease or purchase of the property. All offerings are subject to price change, prior sale, lease, or withdrawal from the market without prior notice. Effective: 04 16 18

Kyle Davis
D: 480.889.2566
M: 203.419.5385
kdavis@cpiaz.com



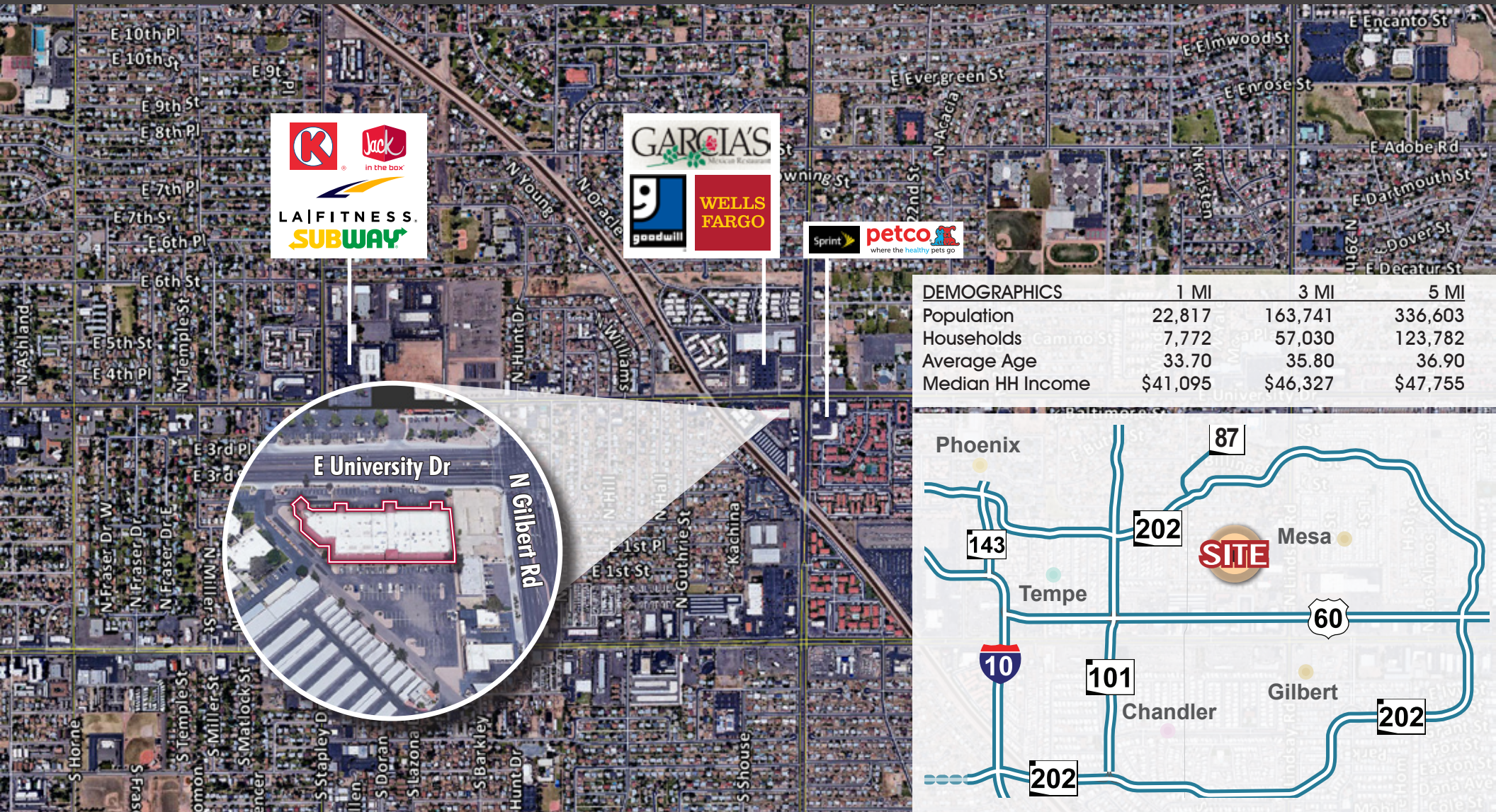
COMMERCIAL PROPERTIES INC.

Locally Owned. Globally Connected. INTERNATIONAL

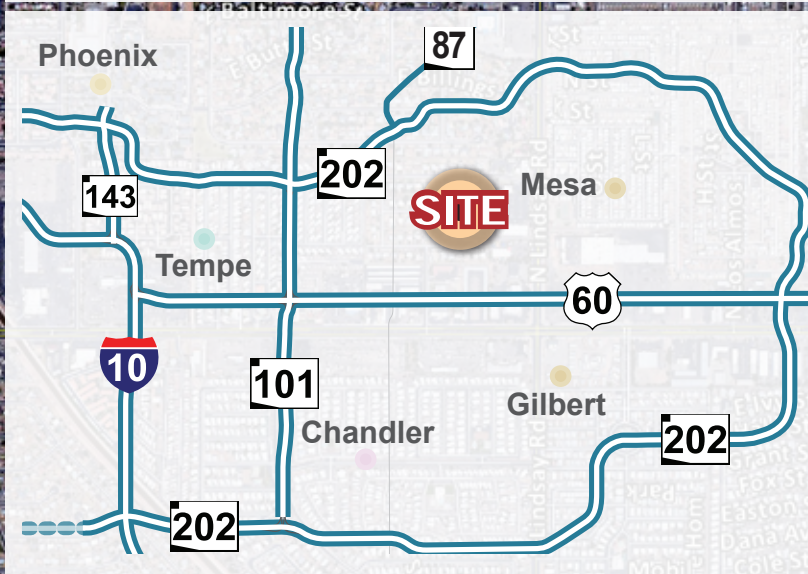
TEMPE: 2323 W. University Drive, Tempe, AZ 85281 | 480.966.2301
SCOTTSDALE: 7025 N. Scottsdale Rd., Suite 220, Scottsdale, AZ 85253 | www.cpiaz.com

MISSION SQUARE

1933 E UNIVERSITY DRIVE
MESA, AZ 85203



DEMOGRAPHICS	1 MI	3 MI	5 MI
Population	22,817	163,741	336,603
Households	7,772	57,030	123,782
Average Age	33.70	35.80	36.90
Median HH Income	\$41,095	\$46,327	\$47,755



The information contained herein has been obtained from various sources. We have no reason to doubt its accuracy; however, J & J Commercial Properties, Inc. has not verified such information and makes no guarantee, warranty or representation about such information. The prospective buyer or lessee should independently verify all dimensions, specifications, floor plans, and all information prior to the lease or purchase of the property. All offerings are subject to price change, prior sale, lease, or withdrawal from the market without prior notice. Effective: 04 16 18

Kyle Davis
D: 480.889.2566
M: 203.419.5385
kdavis@cpiaz.com

COMMERCIAL PROPERTIES INC.
Locally Owned. Globally Connected. CFP REAL ESTATE INTERNATIONAL

TEMPE: 2323 W. University Drive, Tempe, AZ 85281 | 480.966.2301
SCOTTSDALE: 7025 N. Scottsdale Rd., Suite 220, Scottsdale, AZ 85253 | www.cpiaz.com