



6W48

NEWMARK



6W48

AVAILABILITIES

SPACE	SIZE	CONDITION	TERM
PH*			
12th Floor*	7,000 RSF	Built	3-10 Years
5th Floor	5,600 RSF	Built	3-10 Years
4th Floor	5,600 RSF	Built	3-10 Years
3rd Floor	5,600 RSF	Built	3-10 Years
2nd Floor	5,600 RSF	Built	3-10 Years

* Must be leased together, 1,400 RSF + 5,600 RSF

SPACE NOTES

- Entire Building Available for Lease—60K RSF+
- Built & furnished full floors in the heart of Rockefeller Center
- Abundant natural light, polished concrete floors and exposed ceilings throughout
- 12th Floor must be leased with Penthouse unit, which includes access to private roof deck terrace
- Flexible lease term, 3-10 Years
- Walking distance to Grand Central Terminal

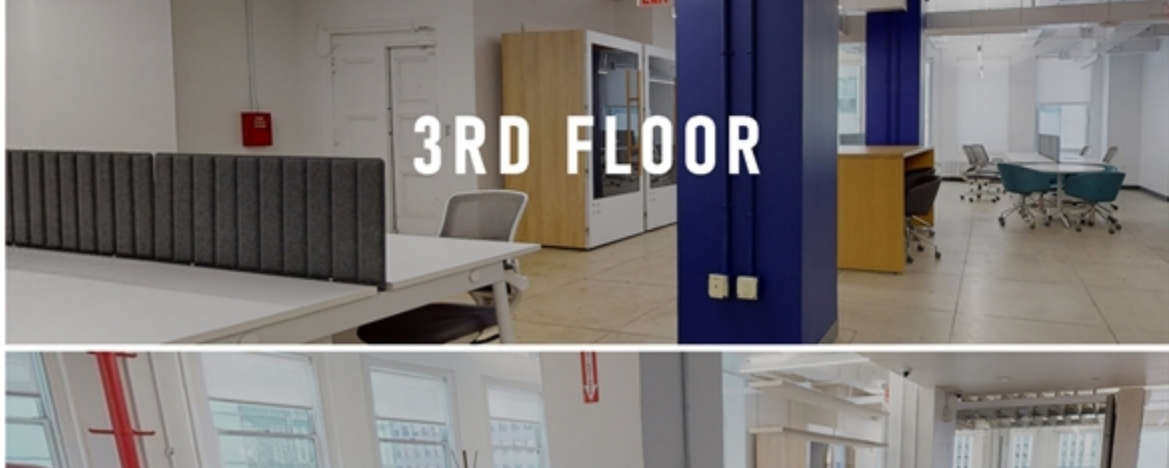
2

Click to View

VIRTUAL TOURS



POWERED BY
Matterport




PHOTOS - 12TH FLOOR




4

PHOTOS - 3RD FLOOR



5

PHOTOS - 2ND FLOOR



6

SAMPLE FLOOR PLAN

*Note: all dimensions are approximate and to be verified in field

CREATIVE OFFICE LAYOUT	
General Information	
RSF	—
Total Seats	40
RSF/Seat	—
Work Space	
Workstations	38
Benching	2
Support	
Conference Room	1
Meeting Room	2
Conference/Meeting Seats	18
Cafe	1
Office Services	1
Storage	1
Server Room	1

7

PHOTOS - ROOF DECK



8



STEPHEN P. GORDON
Senior Managing Director
212-372-2375
stephen.gordon@nrmk.com

JAMIE JACOBS
Associate Director
212-372-2487
jamie.jacobs@nrmk.com

NATHAN KROPP
Associate Director
212-372-2056
nathan.kropp@nrmk.com

BRITTANY SILVER
Associate Director
212-372-2219
brittany.silver@nrmk.com

6W48

NEWMARK

The information contained herein has been obtained from sources deemed reliable but has not been verified and no guarantee, warranty or representation, either express or implied, is made with respect to such information. Terms of sale or lease and availability are subject to change or withdrawal without notice.

©2022 Newmark. All Rights Reserved.

DOWNLOAD BROCHURE