

TORRANCE TOWNE CENTER

Prime End Cap Restaurant Space For Lease



**NWC OF PCH & CRENSHAW BLVD.
TORRANCE, CA 90505**

**HIGHLAND
PARTNERS**

MARYL "HAIRE" BINNEY

310.379.2228 x4

Maryl@highlandpartnerscorp.com

Highland Partners Corp. | 310.379.2228 | 2200 Pacific Coast Highway, Suite 316, Hermosa Beach, CA 90254

Torrance Towne Center

Prime Restaurant/Retail Space Now Available

**FOR
LEASE**



PROPERTY DESCRIPTION

Join Kohl's, Smart & Final, Big 5, Burke Williams Day Spa, Party City and more! Rare former Coffee Bean & Tea leaf space for lease. This is a highly visible end cap with exclusive patio located on Crenshaw Blvd.

There are two in-line retail/restaurant spaces for lease as well located adjacent to Howards and Kohl's. The spaces can be combined to create 3,162 SF. There is abundant on-grade parking within the center and monument signage is available.

LOCATION DESCRIPTION

The Torrance Towne Center is located at the busy intersection of Crenshaw Blvd and PCH with approximately 89,000 cars that pass through everyday. The center is across the street from Rolling Hills Plaza anchored by Whole Foods, Trader Joes, AMC 20 Plex Theatres, 24 Hour Fitness, Nike and Bed Bath & Beyond. The surrounding area has strong demographics with an average HH income of \$126,572 and a residential population of 165,694 in a 3 mile radius.

SPACES

SPACE SIZE

Former Coffee Bean & Tea Leaf (End Cap) + Patio	1,300 SF
Space 2 (Valalans Jewelers)	1,750 SF
Space 3	1,412 SF

DEMOS

1 MILE

3 MILE

5 MILE

Total Population	16,592	165,694	460,210
Avg. HH Income	\$115,817	\$126,572	\$121,056
Daytime Population	12,100	83,528	211,573

MARYL "HAIRE" BINNEY

310.379.2228 x4

Maryl@highlandpartnerscorp.com

2200 Pacific Coast Highway, Suite 316, Hermosa Beach, CA 90254 | 310.379.2228

**HIGHLAND
PARTNERS**

© 2017 | Highland Partners Corp. | The information being provided by Highland Partners Corp. and/or its sources is deemed reliable. While we have no reason to doubt its accuracy, we do not guarantee it. Any information, measurements, facts and actual drawings shown are approximate, subject to change, or withdrawal without notice and should be independently verified by you and may not be relied upon as a precise representation by this office. No warranties or representations are made as to the condition of the property or any hazards contained therein nor any to be implied. | Logos are for identification purposes only and may be trademarks of their respective companies. Hawthorne Plaza_Bro_v01.indd | 09/18

Torrance Towne Center

**FOR
LEASE**



MARYL "HAIRE" BINNEY
310.379.2228 x4
Maryl@highlandpartnerscorp.com

2200 Pacific Coast Highway, Suite 316, Hermosa Beach, CA 90254 | 310.379.2228

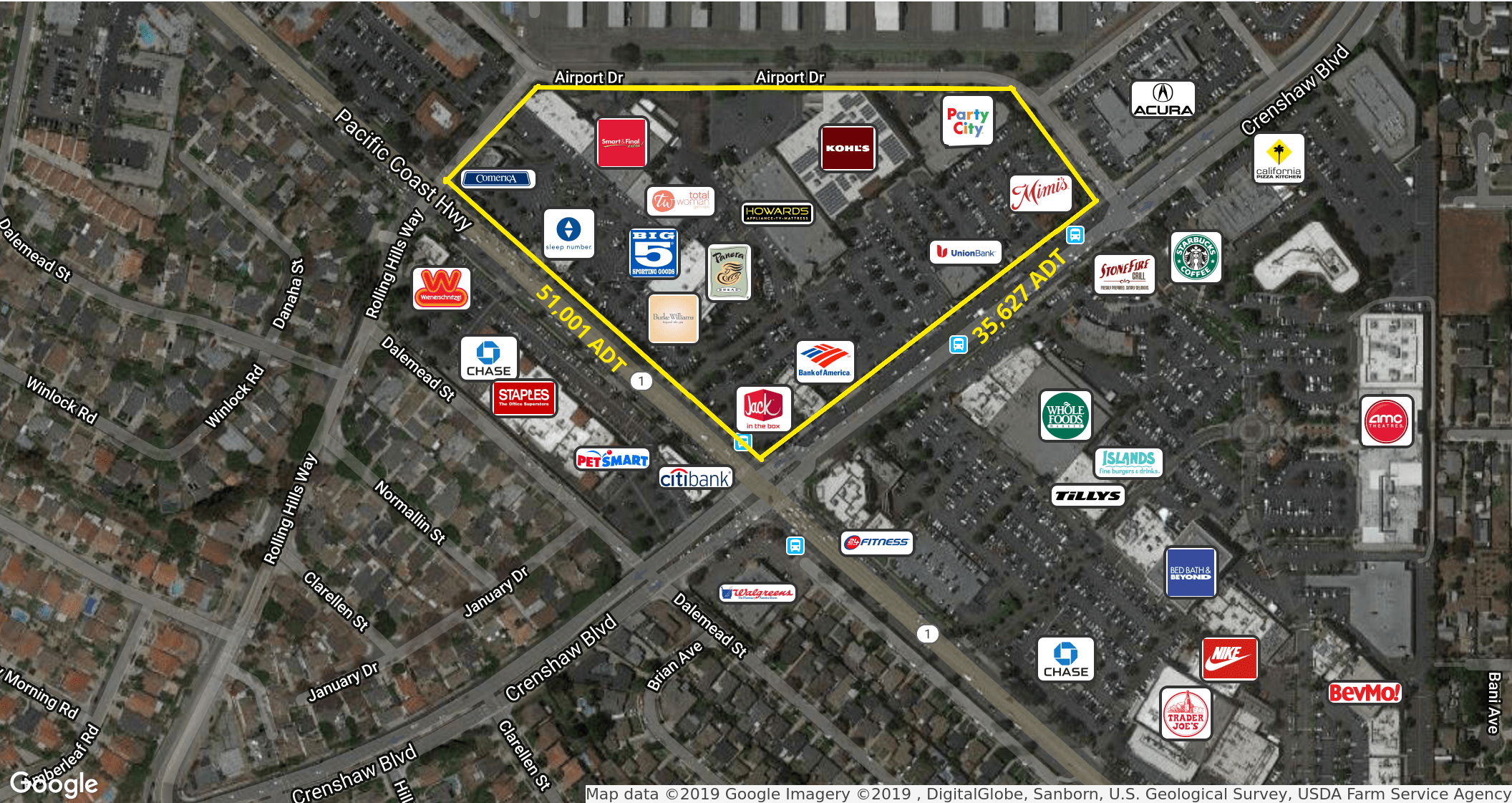
**HIGHLAND
PARTNERS**

© 2017 | Highland Partners Corp. | The information being provided by Highland Partners Corp. and/or its sources is deemed reliable. While we have no reason to doubt its accuracy, we do not guarantee it. Any information, measurements, facts and actual drawings shown are approximate, subject to change, or withdrawal without notice and should be independently verified by you and may not be relied upon as a precise representation by this office. No warranties or representations are made as to the condition of the property or any hazards contained therein nor any to be implied. | Logos are for identification purposes only and may be trademarks of their respective companies. Hawthorne Plaza_Bro_v01.indd | 09/18

Torrance Towne Center

2755-2785 Pacific Coast Highway Torrance, CA 90505

**FOR
LEASE**



Map data ©2019 Google Imagery ©2019 , DigitalGlobe, Sanborn, U.S. Geological Survey, USDA Farm Service Agency

MARYL "HAIRE" BINNEY

310.379.2228 x4

Maryl@highlandpartnerscorp.com

2200 Pacific Coast Highway, Suite 316, Hermosa Beach, CA 90254 | 310.379.2228

**HIGHLAND
PARTNERS**

© 2017 | Highland Partners Corp. | The information being provided by Highland Partners Corp. and/or its sources is deemed reliable. While we have no reason to doubt its accuracy, we do not guarantee it. Any information, measurements, facts and actual drawings shown are approximate, subject to change, or withdrawal without notice and should be independently verified by you and may not be relied upon as a precise representation by this office. No warranties or representations are made as to the condition of the property or any hazards contained therein nor any to be implied. | Logos are for identification purposes only and may be trademarks of their respective companies. Hawthorne Plaza_Bro_v01.indd | 09/18

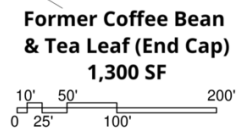
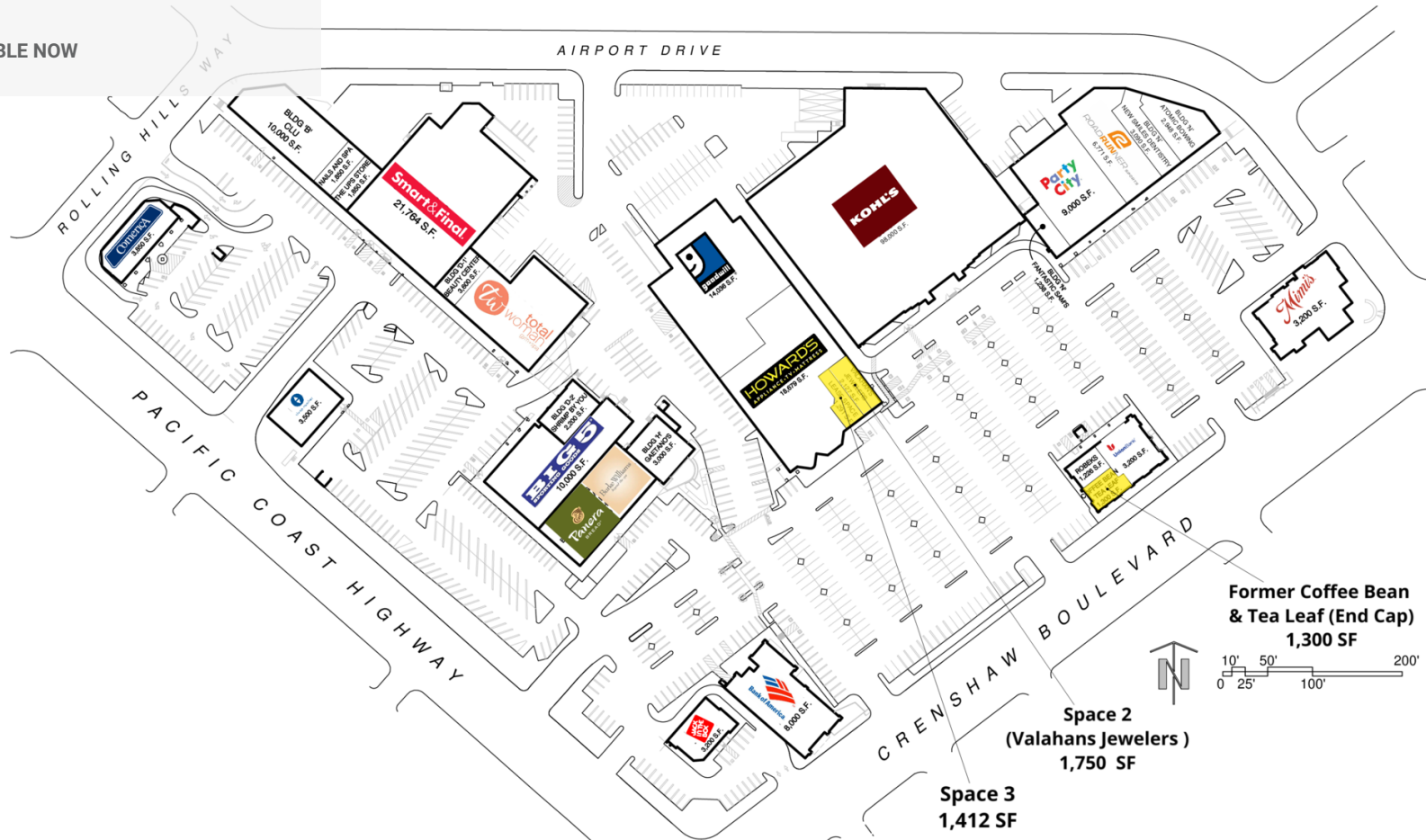
Torrance Towne Center

2755-2785 Pacific Coast Highway Torrance, CA 90505

**FOR
LEASE**



AVAILABLE NOW



Space 2
(Valahans Jewelers)
1,750 SF

Space 3
1,412 SF

**Former Coffee Bean
& Tea Leaf (End Cap)**
1,300 SF

TORRANCE TOWNE CENTER CORNER OF PACIFIC COAST HIGHWAY AND CRENSHAW

Bryant • Palmer • Soto Inc.
ARCHITECTS & ENGINEERS



FEBRUARY 5, 2018

1 of 1

Telephone: (310) 326-9111

MARYL "HAIRE" BINNEY
310.379.2228 x4
Maryl@highlandpartnerscorp.com

2200 Pacific Coast Highway, Suite 316, Hermosa Beach, CA 90254 | 310.379.2228

**HIGHLAND
PARTNERS**

© 2017 | Highland Partners Corp. | The information being provided by Highland Partners Corp. and/or its sources is deemed reliable. While we have no reason to doubt its accuracy, we do not guarantee it. Any information, measurements, facts and actual drawings shown are approximate, subject to change, or withdrawal without notice and should be independently verified by you and may not be relied upon as a precise representation by this office. No warranties or representations are made as to the condition of the property or any hazards contained therein nor any to be implied. | Logos are for identification purposes only and may be trademarks of their respective companies. Hawthorne Plaza_Bro_v01.indd | 09/18