

HUNTINGTON STATION, NY

Space Available Adjacent to Walt Whitman Mall



LOCATION

326 Route 110
Huntington Station, NY

AVAILABLE

- +/- 3,000 SF (Lower Level)
- +/- 2,200 SF (Main Level)
- +/- 1,600 SF (Upper Level)

PARKING

150+ parking spaces

TRAFFIC

40,000 vehicles per day

NEIGHBORING RETAIL

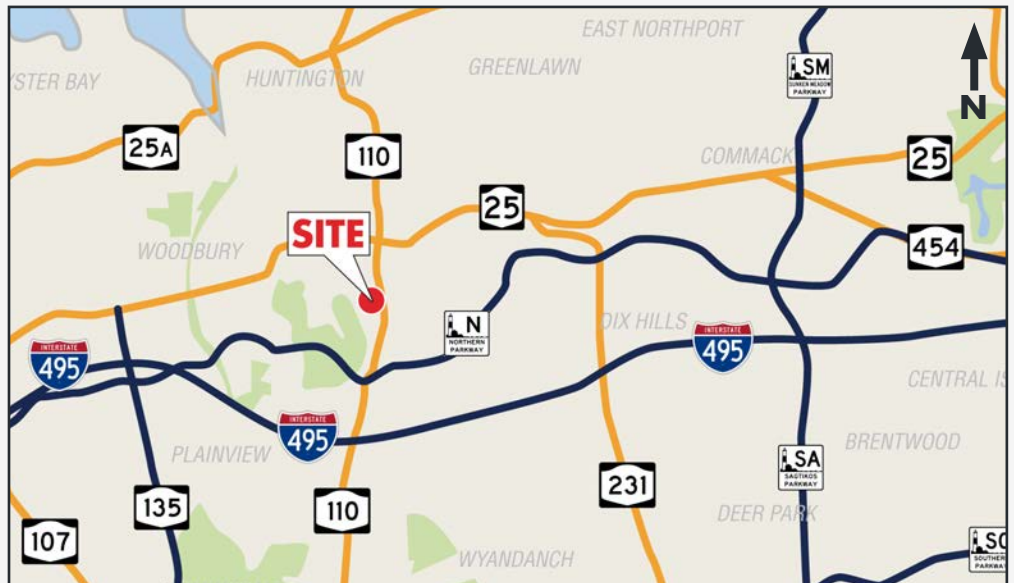
Walt Whitman Mall, Pet Smart, Best Buy, Target, Staples, CVS, Rite Aid, Applebees, and more

LEASE RATE

Call For Details

COMMENTS

- The space is highly visible from Route 110, and is adjacent to the Walt Whitman Mall with contiguous parking
- Excellent tenant mix, with co-tenants including Zwanger-Pesiri, Sprint, Weight Watchers, and Sterling Bank



DEMOS	1 MILE	3 MILE	5 MILE
POP	10,440	77,306	189,379
A.H.H.I	\$123,275	\$139,201	\$161,592

Breslin Realty
DEVELOPMENT CORP.

FOR MORE INFORMATION

Richard MacDougall | 516.741.7400 x263 | rmacdougall@breslinrealty.com

500 Old Country Rd, Garden City, NY :: www.breslinrealty.com


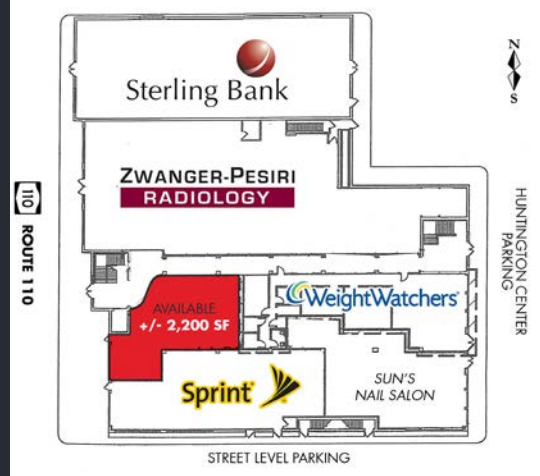
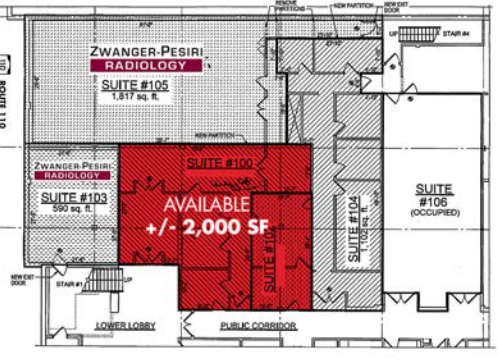
HUNTINGTON STATION, NY

Space Available Adjacent to Walt Whitman Mall

LOWER LEVEL

MAIN LEVEL

UPPER LEVEL



SPACE AVAILABLE

Breslin Realty
DEVELOPMENT CORP.

FOR MORE INFORMATION

Richard MacDougall | 516.741.7400 x263 | rmacdougall@breslinrealty.com
500 Old Country Rd, Garden City, NY :: www.breslinrealty.com