



6,500 SQ. FT. OFFICE SPACE FOR LEASE

LOCATED IN EAST NEW YORK




FEATURES:

- 6,500 Sq. Ft. Office Space
- 2nd Floor
- Private Offices
- Open Bull Pen Area
- Kitchen
- Conference Room
- HVAC

NEARBY:

- Belt Parkway
- Shore Parkway
- Linden Boulevard
- Gateway Center

Transportation:

-  **E. 105th St**
-  **Pennsylvania Ave**
-  **B6 (Cozine Ave/Alabama Ave)**



LEASE PRICE:

\$19.00 PSF

960 ALABAMA AVENUE, BROOKLYN, NY

BLOCK: 4387

LOT: 1

ZONING: M1-1

For Information About This Property
Contact Agent:

David Junik, Partner
djunik@pinnaclereny.com
718-371-6406

Nechama Liberow, Salesperson
nliberow@pinnaclereny.com
718-778-6006



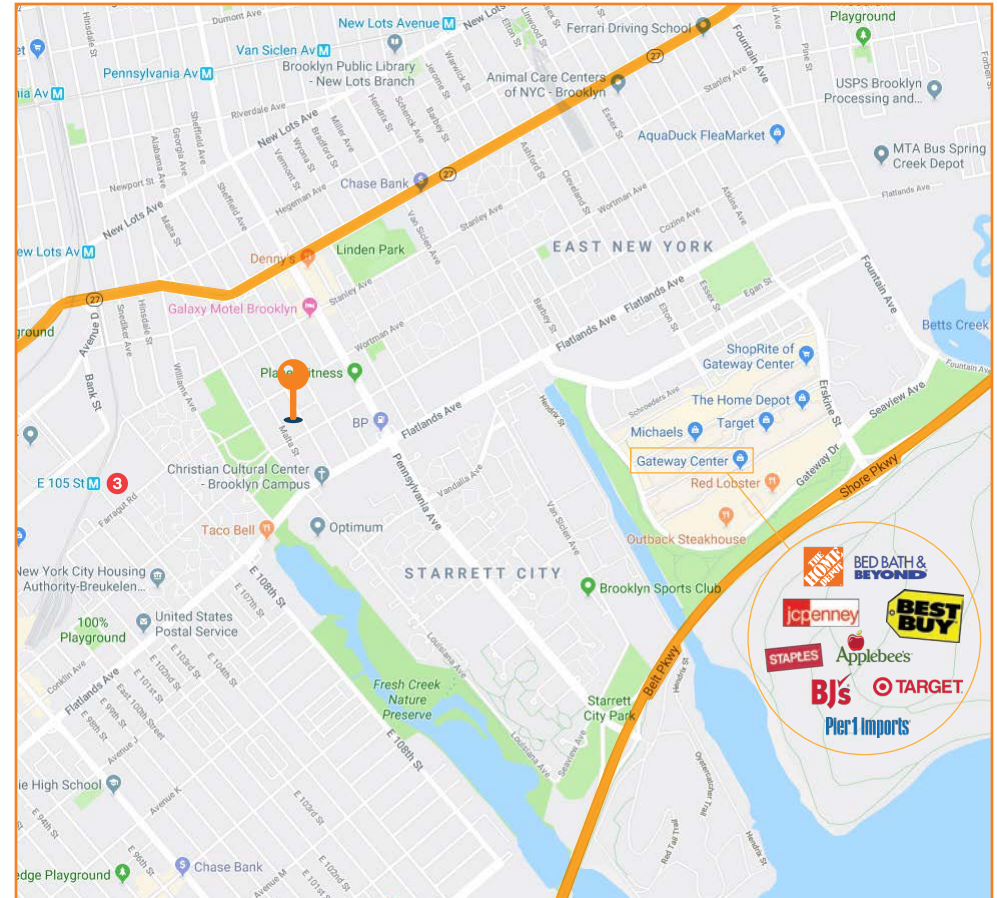
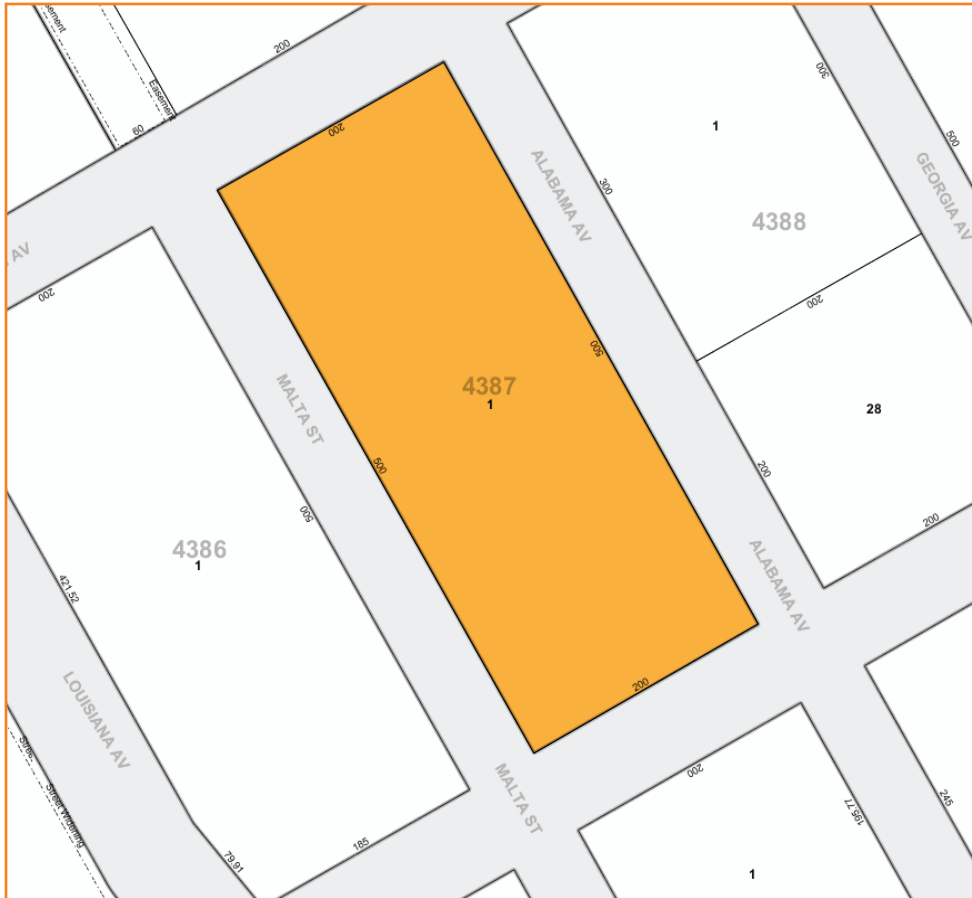
PINNACLE REALTY

OF NEW YORK, LLC

www.pinnacle-ny.com

46-34 11th Street • Long Island City, NY 11101

718-784-8282





PINNACLE REALTY

OF NEW YORK, LLC

www.pinnaclereny.com

46-34 11th Street • Long Island City, NY 11101

718-784-8282

