

RETAIL LEASING:



ON BEHALF OF:

Deutsche  
Asset Management



# 222 S. RIVERSIDE



**DOUG RENNER**  
312.275.3137  
doug.renner@baumrealty.com

**ALLEN JOFFE**  
312.275.3120  
allen@baumrealty.com

**BOB ARANYI**  
312.275.3121  
bob@baumrealty.com

# 222 S. RIVERSIDE

## Two rare West Loop restaurant / retail opportunities



Ideally situated along the Chicago River and between Adams and Jackson

Directly above Union Station, serving Metra and Amtrak trains

Available space is at the base of a 34-story, 1.2 million square foot Class A office building

Direct access to major transportation hubs, Union Station and Ogilvie Transportation Center, as well as CTA train and bus tops stops and two main expressways

222 S. Riverside recently underwent a \$50 million renovation - renovations at the building include a new tenant lounge, fully remodeled lobby, common corridor, upgraded HVAC systems and new plaza

## 4,633 SF

PLAZA OPPORTUNITY

## 5,259 SF

RIVERFRONT OPPORTUNITY - LEASE OUT

**Outdoor seating areas provide unparalleled views of the water and vibrant cityscape**

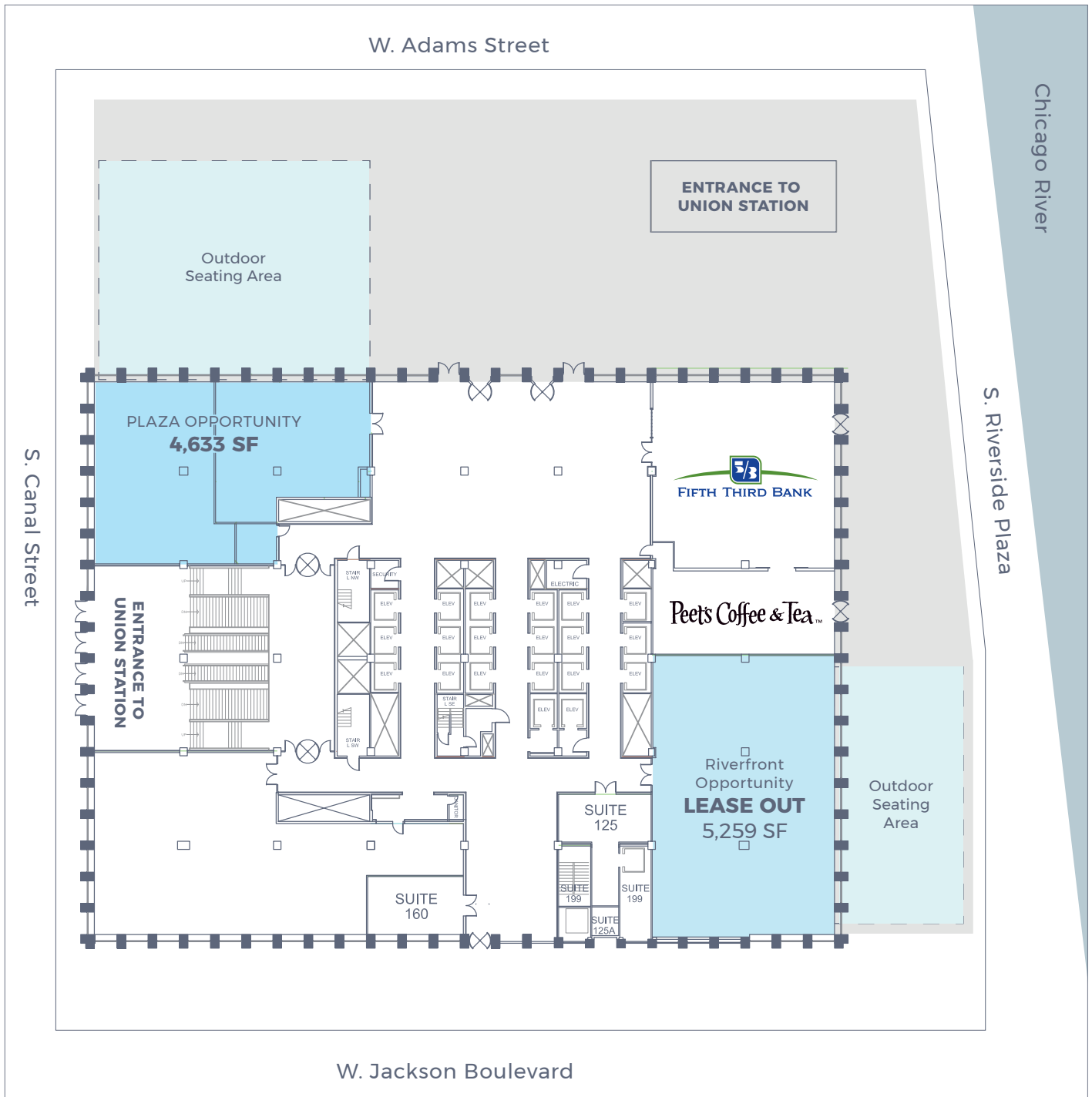
**DOUG RENNER** // 312.275.3137  
doug.renner@baumrealty.com

**ALLEN JOFFE** // 312.275.3120  
allen@baumrealty.com

**BOB ARANYI** // 312.275.3121  
bob@baumrealty.com

# 222 S. RIVERSIDE

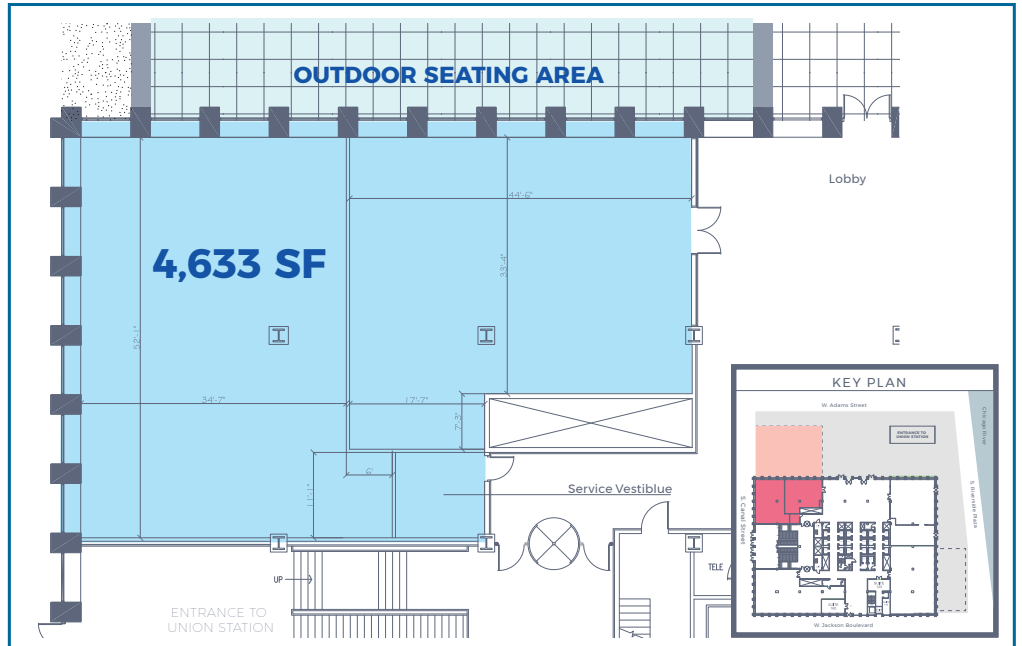
## Site Plan



# 222 S. RIVERSIDE

## Plaza Opportunity

4,633 SF



**DOUG RENNER** // 312.275.3137  
doug.renner@baumrealty.com

**ALLEN JOFFE** // 312.275.3120  
allen@baumrealty.com

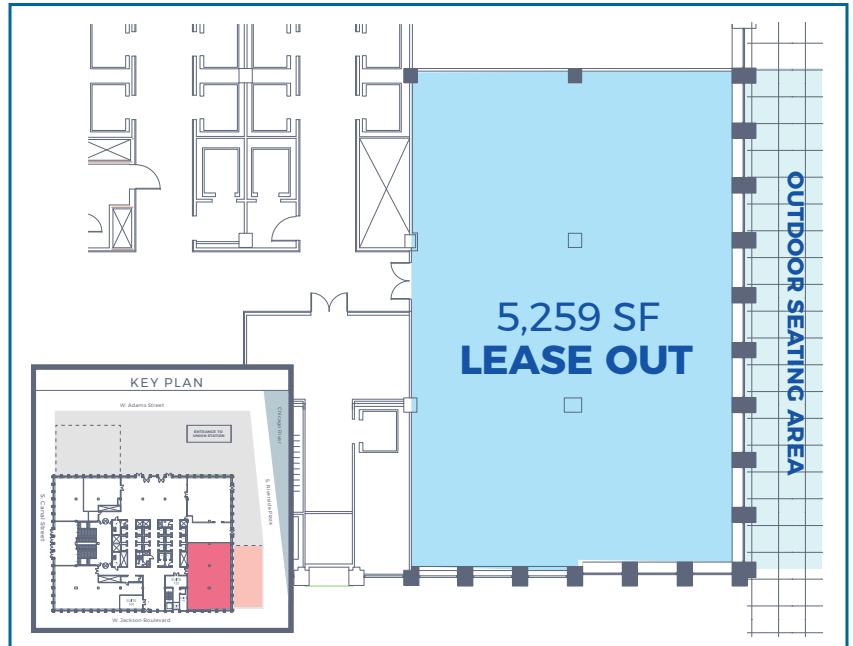
**BOB ARANYI** // 312.275.3121  
bob@baumrealty.com

# 222 S. RIVERSIDE

## Riverfront Opportunity

**5,259 SF**

*LEASE OUT*



# 222 S. RIVERSIDE

## Highly sought-after location in the booming West Loop.

The West Loop is a hotbed of new development with a growing working population and convenient access to public transportation and central downtown

222 S. Riverside is located directly above Union Station and 2 blocks from Ogilvie Transportation Center

Close proximity to CTA Clinton 'L' Station lines and bus stops

4 blocks from the Kennedy Expressway (I-90/94)

3 Divvy Bike Stations within 1 block radius

### 91,000+

weekday Metra passengers at Union Station  
*(directly under 222 S. Riverside)*

### 84,000+

weekday Metra passengers at Ogilvie Transportation Center *(2 blocks away)*

### 3.2 million

annual Amtrak passengers at Union Station  
*(directly under 222 S. Riverside)*

### 2.2 million

annual riders at the CTA Clinton Blue Line L station *(8 min. walk from 222 S. Riverside)*

#### AREA RETAILERS INCLUDE:



**DOUG RENNER** // 312.275.3137  
doug.renner@baumrealty.com

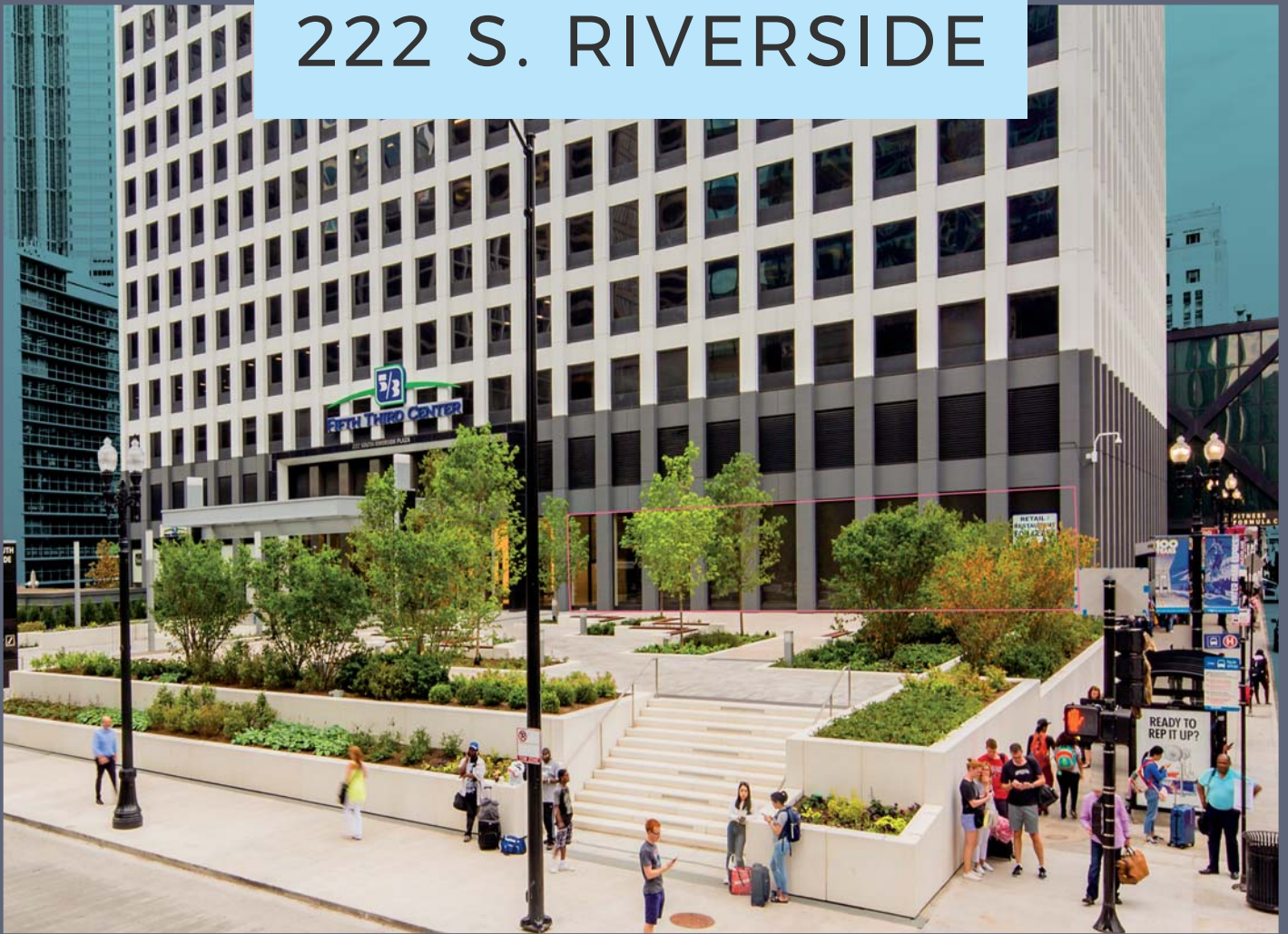
**ALLEN JOFFE** // 312.275.3120  
allen@baumrealty.com

**BOB ARANYI** // 312.275.3121  
bob@baumrealty.com

# 222 S. RIVERSIDE



# 222 S. RIVERSIDE



## FOR LEASING INFORMATION CONTACT:

**DOUG RENNER**

312.275.3137

[doug.renner@baumrealty.com](mailto:doug.renner@baumrealty.com)

**ALLEN JOFFE**

312.275.3120

[allen@baumrealty.com](mailto:allen@baumrealty.com)

**BOB ARANYI**

312.275.3121

[bob@baumrealty.com](mailto:bob@baumrealty.com)

RETAIL LEASING:



ON BEHALF OF:

Deutsche  
Asset Management



©2017 Baum Realty Group, LLC. All information supplied is from sources deemed reliable and is furnished subject to errors, omissions, modifications, removal of the listing from sale or lease, and to any listing conditions, including the rates and manner of payment of commissions for particular offerings, the terms of which are available to principals or duly licensed brokers. This information may include estimates and projections with respect to future events, and these future events may or may not actually occur. Such estimates and projections reflect various assumptions concerning anticipated results. While we believe these assumptions are reasonable, there can be no assurance that any of these estimates and projections will prove to have been correct. Therefore, actual results may vary materially from these forward-thinking estimates and projections. Any square footage dimensions set forth are approximate.